

CATALOGUE 239



NOTABLE AND UNUSUAL BOOKS IN THE HISTORY OF MEDICINE
FEATURING ANATOMY, CHILDBIRTH, MEDICAL HISTORY,
MIDWIFERY, NEUROLOGY, PATHOLOGY, PEDIATRICS

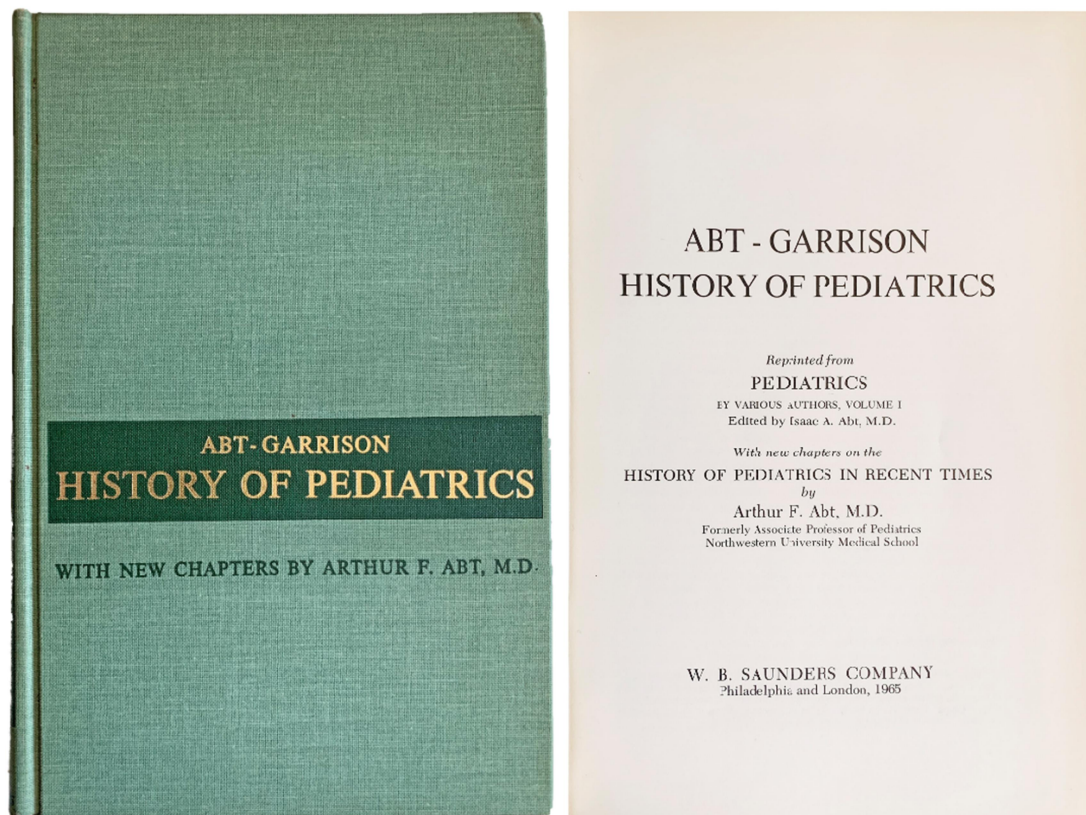
CATALOGUE 239



NOTABLE AND UNUSUAL BOOKS IN THE HISTORY OF MEDICINE
FEATURING ANATOMY, CHILDBIRTH, MEDICAL HISTORY,
MIDWIFERY, NEUROLOGY, PATHOLOGY, PEDIATRICS

JEFF WEBER
RARE BOOKS

CARLSBAD CALIFORNIA



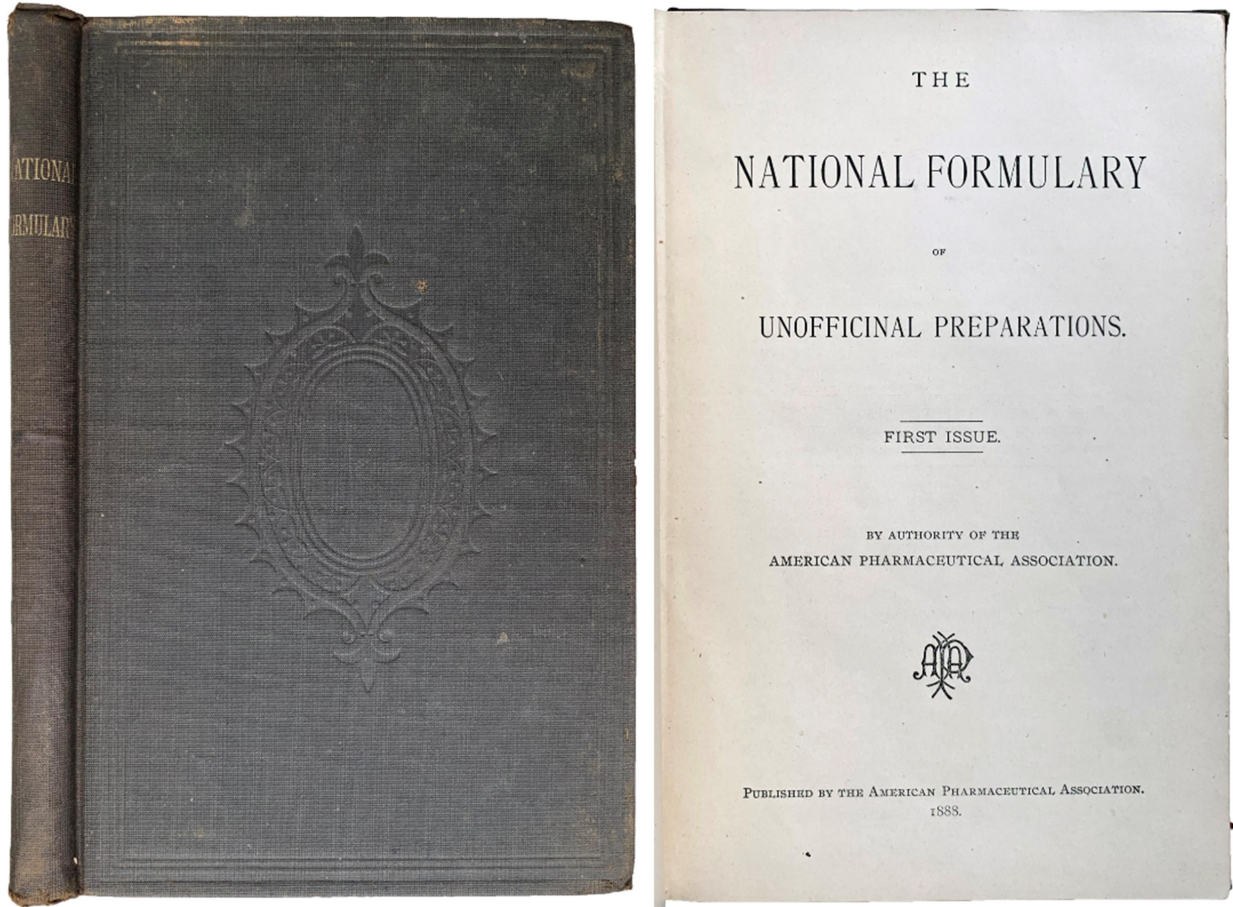
141. **ABT, Arthur Frederick** (1898-1974); **Fielding H. GARRISON** (1870-1935). *Abt-Garrison History of Pediatrics. With new chapters on the history of pediatrics in recent times.* Philadelphia & London: W. B. Saunders, 1965. ¶ 8vo. x, 316 pp. 53 figures, index. Pale green gilt-stamped cloth. Very good.

\$ 20

Arranged in two parts: the first reprints Garrison's *history of pediatrics*, followed by Abt's sixteen chapters that extend the history to specific aspects of: the newborn and premature infant, infectious disease, nutrition, endocrinology, inborn errors of metabolism, congenital malformations, surgery, advances in nonsurgical cardiology, chemotherapy of neoplasms, accidents and iatrogenic diseases, allergy, child psychology, renal disease and genitourinary disturbances, laboratory aids, blood, misc.

"Isaac Arthur Abt, pediatrician and Northwestern University Medical School professor, began his practice in internal medicine but gravitated to pediatrics, with a particular interest in nutrition, and became one of the earliest specialists in the field."
 – Northwestern University Archives / Isaac Arthur Abt (1867-1955) Papers.

☞ Garrison and Morton 6353 (1965 issue).

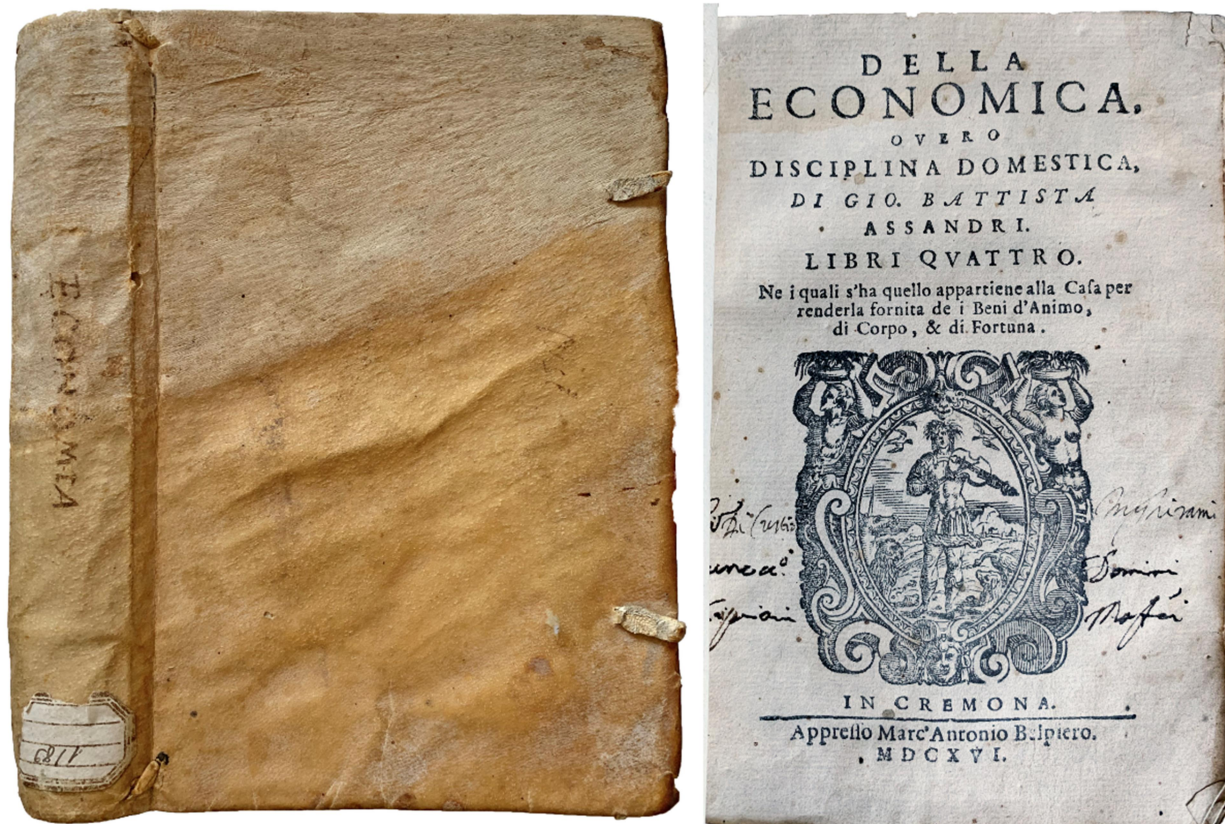


142. **American Pharmaceutical Association.** *The National Formulary of Unofficial Preparations. First issue.* Washington, DC: American Pharmaceutical Association, 1888. ¶ 8vo. ix, [3], 176 pp. Index. Original black blind- and gilt-stamped cloth; mild soiling. Very good copy. \$ 45

MANY MORE PHOTOGRAPHS SHOWING OF THESE BOOKS AT:
WEBERRAREBOOKS.COM

COVER/TITLE: Conrad GESSNER [#153]

ORDERING INSTRUCTIONS AT REAR OF THIS LISTING




143. **ASSANDRI, Giovanni Battista.** *Della economica, overo disciplina domestica, ... libri quattro.* Cremona: Appresso Marc Antonio Balpiero, 1616. ¶ Small 8vo. 15 cm. [32], 319, [1] pp. Printer's woodcut device on title. Title signed by a couple of owners [mostly unreadable ... one seems to say "Cypriani." Original full vellum with ms. spine title; small paper label added to upper spine. Very good.

\$ 300

First edition. Interesting are the chapters on marriage, love, sexual attraction, childbirth, education of children, bodily exercise, gesture and dress, recreational games for children, servants, arts, agriculture, household guide for domestic and medicine.

∞ Graesse I, 239; Piantanida, *Autori italiani del '600: catalogo bibliografico*, 1083. See: Germano Maifreda, *From Oikonomia to Political Economy: Constructing Economic Knowledge from the Renaissance to the Scientific Revolution*, Ashgate Pub Co, 2012.

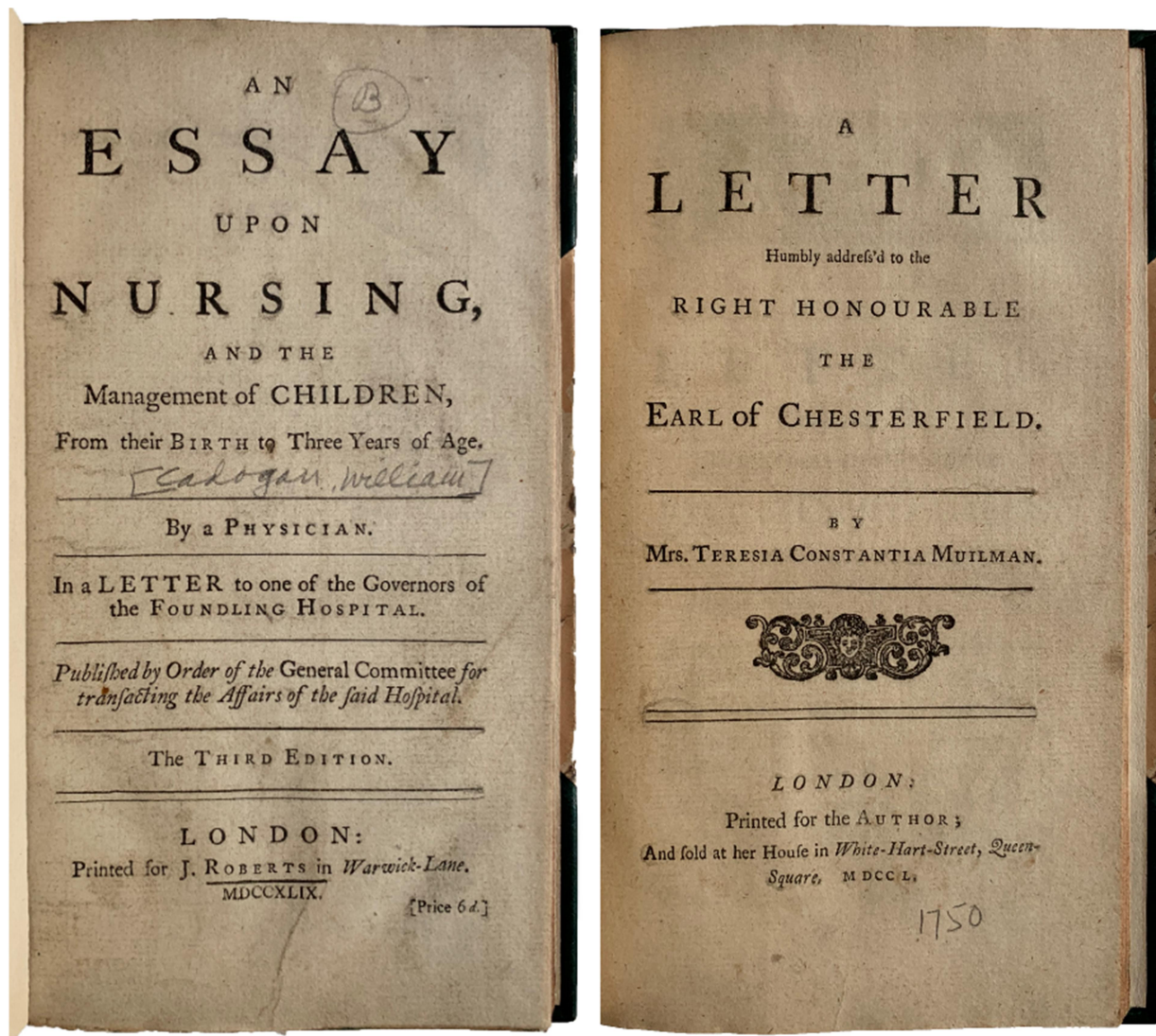


144. **BURTON, Robert** (1577-1640). *The anatomy of melancholy ... now for the first time with the Latin completely given in translation and embodied in all-English text. Edited by Floyd Dell and Paul Jordan-Smith.* New York: Tudor, 1941.

¶ 8vo. 25 cm. xix, [1], 1036 pp. Facs., index. Dark green blind-stamped cloth, spine with red panels containing gilt-stamped titles. Very good.

\$ 12.95

Paul Jordan-Smith (1895-1971), was highly regarded as a scholar of Richard Burton, also compiled a bibliography of Burtoniana. Floyd Dell (1887-1969) was also a prodigious writer, very well-known in his day.




145. **CADOGAN, William** (1711-1797); **Mrs. Teresia Constantia MUILMAN** (1709-1765). *An essay upon nursing, and the management of children, from their birth to three years of age. By a physician. In a letter to one of the governors of the Foundling Hospital. Third edition.* [Bound with]: *A Letter Humbly address'd to the Right Honourable the Earl of Chesterfield.* London: Printed for J. Roberts, 1749. ¶ Two volumes in one. 21 cm. Sm. 4to. 34, [2]; 43, [1] pp. Twentieth century half blue calf, marbled boards, gilt-stamped spine. Very good. RARE.

\$ 500

FIRST EDITION. [Bound with]: A Letter Humbly address'd to the Right Honourable the Earl of Chesterfield. London: Printed for the Author, 1750.

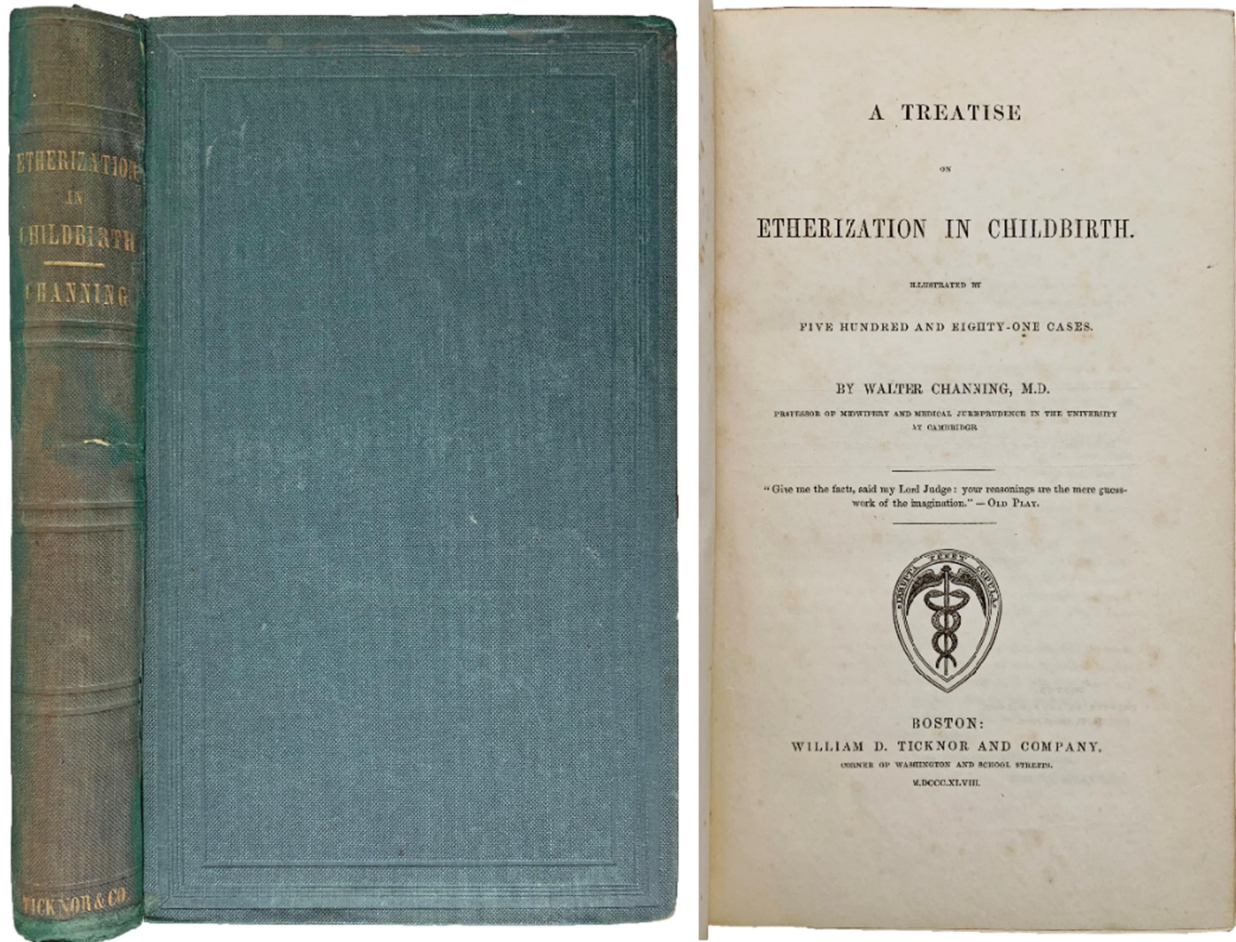
‘Published at a time when sensible practices of child care were largely neglected, the pamphlet became very popular and went through eight editions during the next 18 years’ (*Heirs of Hippocrates*). ‘Cadogan suffered from gout for many years, and this book is based on his personal observations’ (*Heirs of Hippocrates*).



"Cadogan's anonymous essay, originally sent as a letter to one of the governors of London's Foundling Hospital, represented a remarkable advance over former methods of infant and child care. Condemning the traditional practices of swaddling, overheating, wet-nursing and artificial feeding, Cadogan put his trust in the beneficial operations of "Nature, exact Nature," advocating maternal breast-feeding, light and loose clothing, frequent handling and exercise, and moderate exposure to the open air. The success of Cadogan's pamphlet was both immediate and enduring for many years, it was considered the most important pediatric text, and by 1772, it had gone through at least ten

English editions." [Haskell F. Norman, 383].

☞ Garrison-Morton 6322 (first ed., 1748); *Heirs of Hippocrates* 911; Osler 2207; Wellcome II, p. 285; Christie's, *The Haskell F. Norman Library of Science and Medicine*, Part 2, June 15, 1998; Norman 383.



First Professor of Obstetrics at Harvard

146. **CHANNING, Walter** (1786-1876). *A Treatise on Etherization in Childbirth. Illustrated by Five Hundred and Eighty-one Cases.* Boston: William D. Ticknor, 1848. ¶ 8vo. viii, 400 pp. 1 fig. Original green blind- and gilt-stamped cloth, top edge gilt; joints reattached with kozo, etc. Very good. M13537

\$ 600

FIRST EDITION. Channing was the first Professor of Obstetrics and Medical Jurisprudence at Harvard University and was one of the first

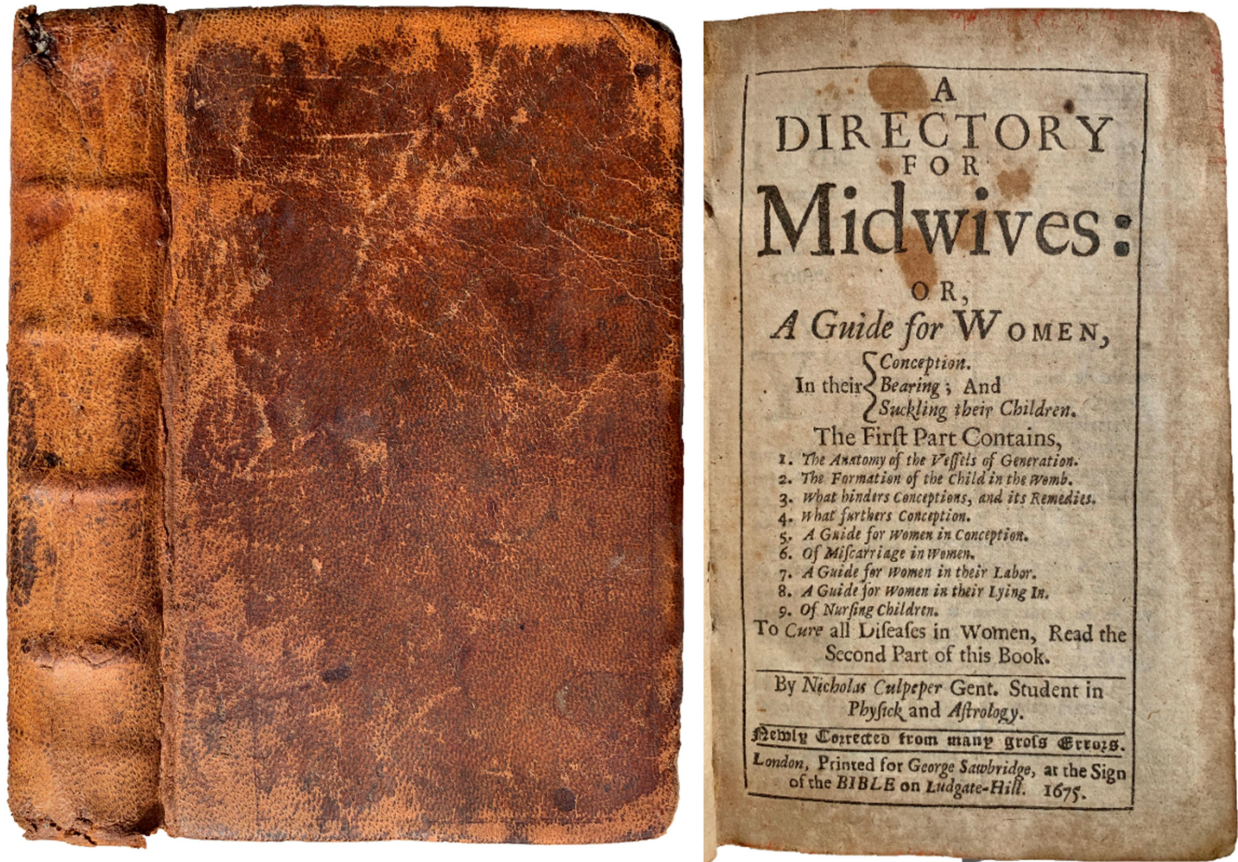


American physicians to employ anesthesia during childbirth. The present work is a greatly expanded version of his *Two Cases*, containing the details of 581 case histories.

"Channing, brother of the famous preacher and grandson of a signer of the Declaration of Independence, studied medicine at the University of Pennsylvania. He received his postgraduate education in Europe and then returned to practice in Boston. Channing became the first professor of obstetrics at Harvard in 1815 and was later dean of the medical school. He was also a founder of the Boston Lying-in Hospital and a coeditor of the Boston medical and surgical journal. Sir James Young Simpson was the first physician to use ether anesthesia in obstetrical cases and Channing was the first to do likewise in America. Channing published an early paper on the subject in 1847 and followed it the next year with the present monograph. He planned the treatise carefully, presenting both the pros and cons of obstetrical anesthesia as well as detailed instructions on his methods and techniques. The over 500 case histories included in the book provide strong support to his arguments for the use of ether anesthesia." [*Heirs of Hippocrates*].

Channing was a professor of medicine at Harvard College, and coeditor of the *New England Journal of Medicine and Surgery*. "[H]e was the first (1847) to use ether as an anesthetic in obstetrics and the first professor of obstetrics at Harvard University." -- *Britannica*.

∞ Cordasco 40-0209; Garrison & Morton 5661; *Heirs of Hippocrates* 1428; Norman 441; Waller 1894; Wellcome II, p. 325.



147. **CULPEPER, Nicholas** (1616-1654). *A directory for midwives: or, A guide for women: in their conception. Bearing; and suckling their children. The first part contains, 1. The anatomy of the vessels of generation. 2. The formation of the child in the womb. 3. What hinders conceptions, and its remedies. 4. What furthers conception. 5. A guide for women in conception. 6. Of miscarriage in women. 7. A guide for women in their labor. 8. A guide for women in their lying in. 9. Of nursing children. To cure all diseases in women, read the second part of this book. By Nicholas Culpeper Gent. student in physick and astrology. Newly corrected from many gross errors.*

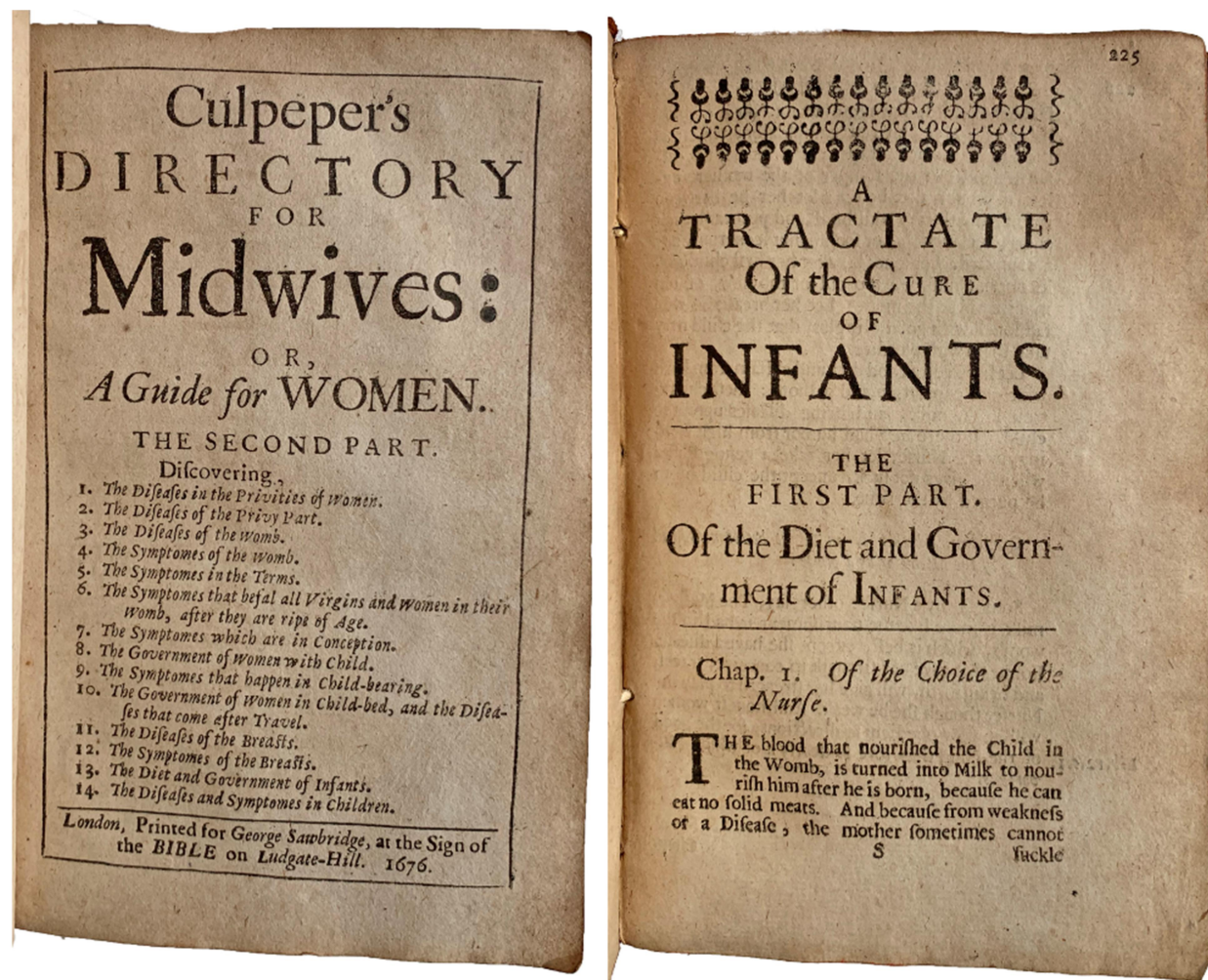
[WITH:] *Culpeper's directory for midwives, or, A guide for women. The second part Discovering: 1. The diseases in the privities of women; 2. The diseases of the privy part; 3. The diseases of the womb; 4. The symptomes of the womb; 5. The symptomes in the terms; 6. The symptomes that befall all virgins and women in their womb, after they are*

ripe of age; 7. The symptomes which are in conception; 8. The government of women with child; 9. The symptomes that happen in child-bearing; 10. The government of women in child-bed, and the diseases that come after travel; 11. The diseases of the breast; 12. The symptomes of the breasts; 13. The diet and government of infants; 14. The diseases and symptomes in children. London: Printed for George Sawbridge, 1675-76.

¶ Two parts in one. Sm. 8vo. 16 cm. [viii], 161, [15, 1; 16], 270 [misnumbered 254], [2] pp. 2 large folding plates (much tearing, some loss). Part 1 has running title: *Culpeper's Midwife enlarged*; pt. 2 has caption title: *The fourth book of practical physick. Of womens diseases.* With numerous mispagnations. 2-page publisher's catalogue at end. Original calf; spine torn, worn, a bit shaken. Good. RARE.

\$ 1,500

Early edition, corrected. First issued in 1651, with printings issued in 1652, 1656, 1661 and 1671 (and many more after this 1675-76 copy). On childbirth, pregnancy, breast feeding, diseases of women, diet. It was in the seventeenth-century when male midwives began to enter into the profession, previously the domain of untrained but practiced women. Still indicates that the section on the cure of infants was not present in the early editions. Still found it in 1684, but this 1675-6 issue also contains the 39-page passage. This was one of the works Culpeper had left his widow and as thus published after his death. As usual Culpeper bases his work on that of the ancient writers. 'He has a chapter 'Of syriasis' which he admits is from Aetius.' "Nevertheless he writes like a man of practical mind, and there is a certain crispness about his writing which makes one feel that at the 'house next door to the Red Lion in Spittlefields' one would have met with a shrewd practitioner who was quick to sum up his client and make a tolerable guess at what was advisable." – Still, *History of Pediatrics*, pp. 261-2.



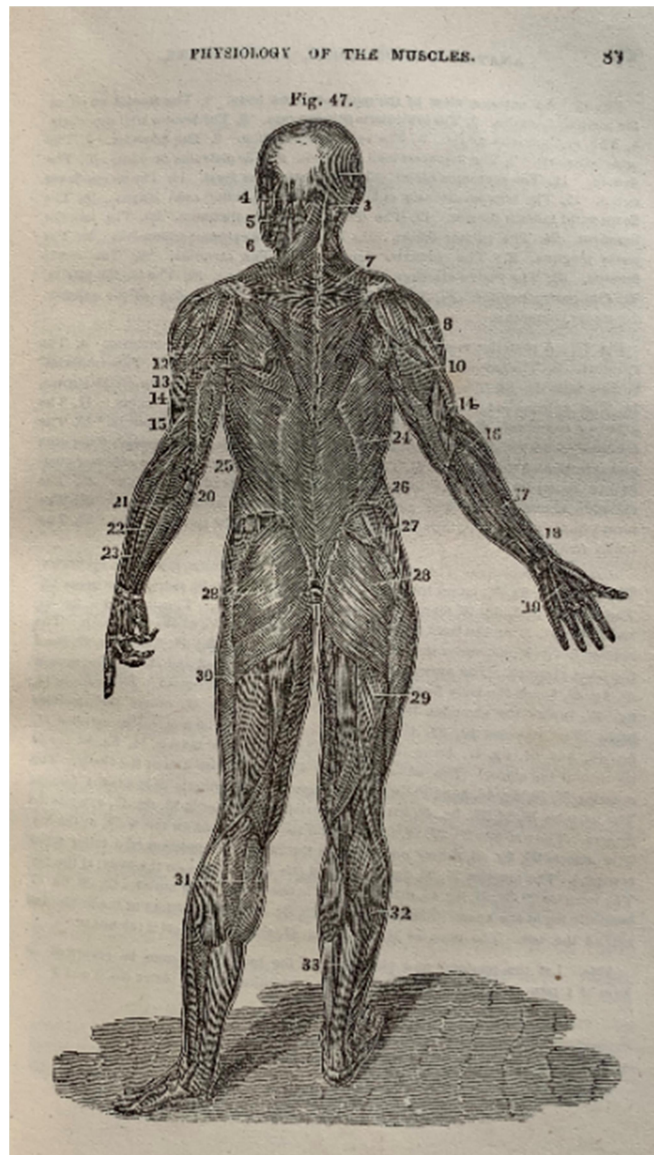
"Several vernacular texts on childhood diseases written by the English herbalist Nicholas Culpeper ... contain material largely gleaned from ancient sources. One of the books, *A Directory of Midwives*, made several shrewd and practical observations. There were sections related to pediatric diets and diseases, consisting of 39 pages entitled "A Treatise of the Cure of Infants," which appeared toward the end of the book." A. R. Colon, *Nurturing Children; a history of pediatrics*, p. 130.

Culpeper was educated in Cambridge, worked in medicine, herbal remedies, astrology (at a time he apprenticed to an apothecary). He was soon engaged in translating old texts, including Galen, *Ars parva*, Riviere,

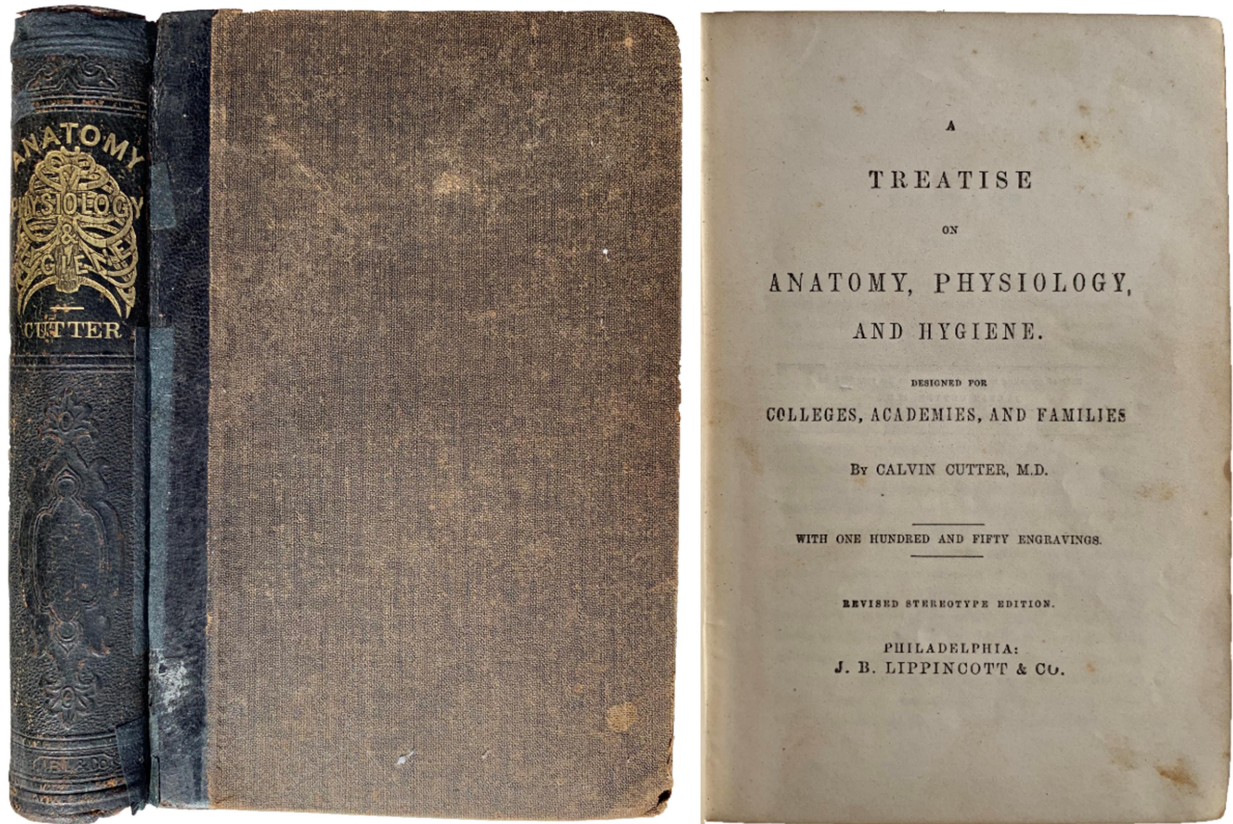
Riolan, Vesling, Sennert and Glisson. Then he took on the British pharmacopeia, which was in Latin at the time. This drew the ire of his enemies. Nonetheless Culpeper is often described as a quack, lacking in proper medical training, yet medicine was popularized by his efforts, and as such his name is published to this day with the famous Culpeper's *Herbal*.

☞ ESTC R23796; Grulee 516a; Krivatsy 2960; Wellcome p.415 “with addition of pt. II, on diseases of women and children”; Wing C7493.

See: Doreen Evenden, Charles Rosenberg, Colin Jones, *The Midwives of Seventeenth-Century London*. (Cambridge Studies in the History of Medicine), Cambridge University Press, 2006.



148: CUTTER

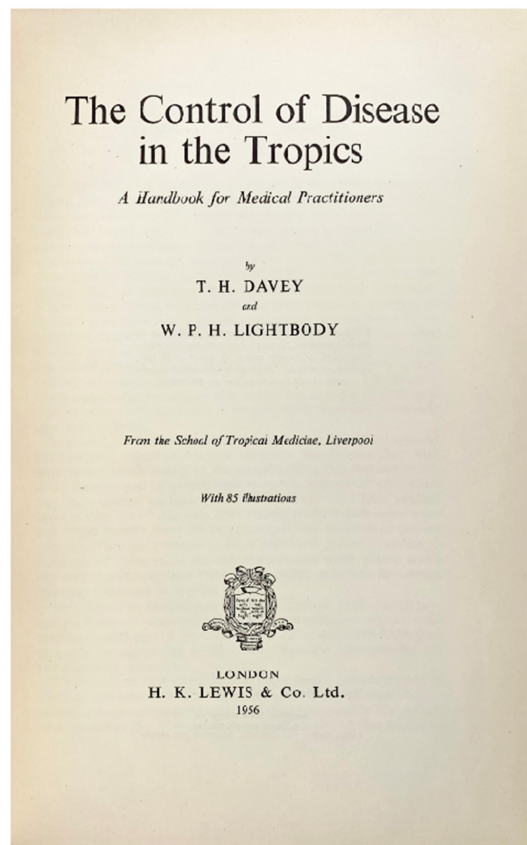
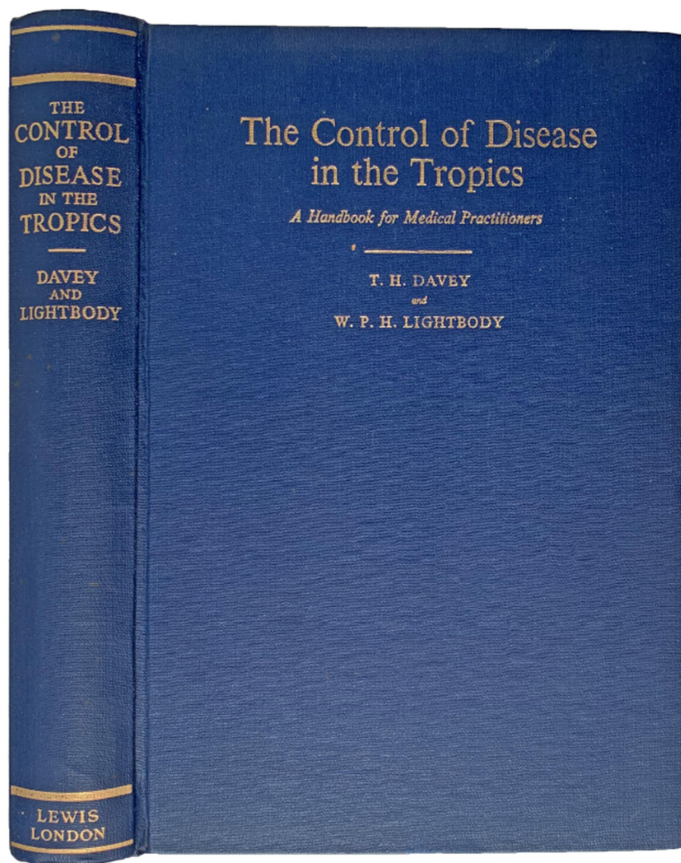


148. **CUTTER, Calvin** (1807-1873). *A treatise on anatomy, physiology, and hygiene: designed for colleges, academies, and families. Revised stereotype edition.* Philadelphia: J. B. Lippincott, 1852. ¶ 20 cm. 12mo. [in 6s]. 466, [i]-vii, [1], [6] pp. 150 engravings, index. Original quarter black calf with spine stamped both in blind and gilt, mauve cloth; extremities mended with kozo. Signed and with rubber-stamps of Ulysses G. Pyle, Kewanee, Ill., 1880. Gift of Ross C. Pyle, 1981. Recto of frontis. with 15-line pencil notes. Interior is very good. Binding is good.

\$ 17.95

“With one hundred and fifty engravings.”

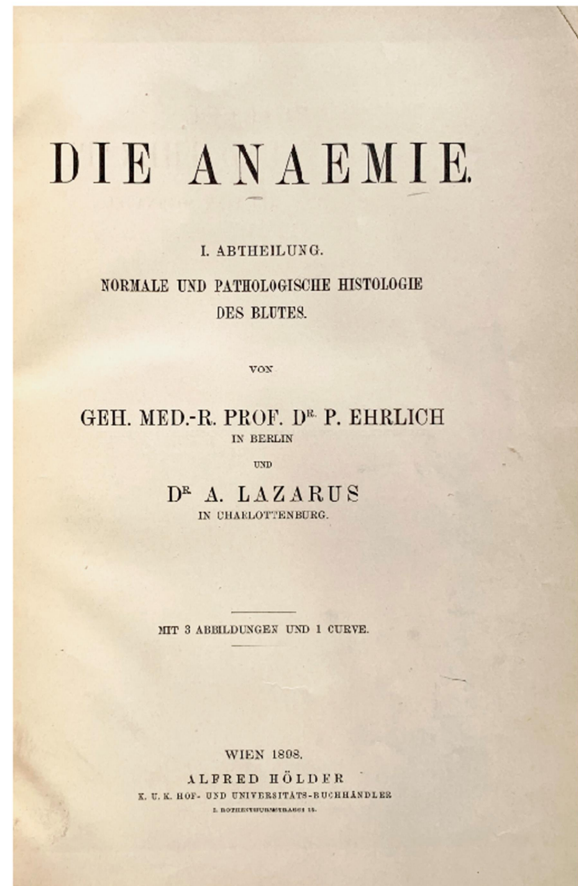

PROVENANCE: Ulysses G. Pyle (1865-1937), Kewanee, Illinois, 1880 – Ross C. Pyle, MD (1981) – Frederick Frye, MD.



149. **DAVEY, Thomas Herbert**, (1899-1978), & **William Paterson Hay LIGHTBODY**, (1893-). *The control of disease in the tropics; a handbook for medical practitioners*. London: H. K. Lewis, 1956. ¶ 25 cm. x, 408 pp. 85 illus., map, errata slip inserted. Navy blue cloth. Stamp of Henry G. Morgan, Los Angeles, California. Fine.

\$ 22

Based on lectures given at the Liverpool School of Tropical Medicine.




150. **EHRLICH, Paul** (1854-1915); **Adolf LAZARUS** (1867-1925). *Die Anaemie. I: Abtheilung. Normale und Pathologische Histologie des Blutes*. Vienna: Alfred Holder, 1898. ¶ Series: *Specielle Pathologie und Therapie*. . . VIII Band, I theil, I. heft. 8vo. VI, 142 pp. 3 figs., 1 table. Original dark brown gilt-stamped cloth; extremities neatly mended with kozo. Ownership signature of Dr. Joseph Walsh, 412 Medical Arts Building; [Henry H. Fertig, former owner [not signed]]. Very good. [M13913]

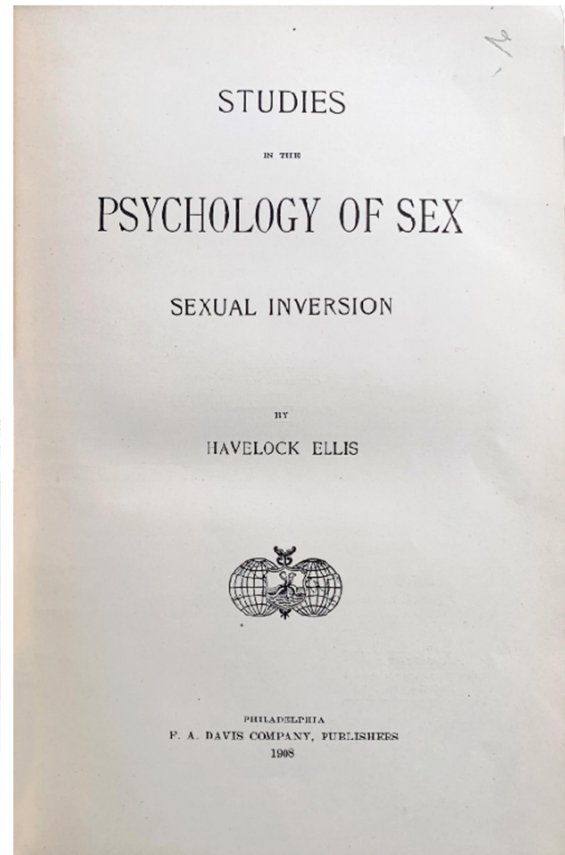

\$ 125

First edition. Paul Ehrlich shared the Nobel Prize in Medicine or Physiology in 1908 with Elie Metchnikoff, "in recognition of their work on immunity." "Ehrlich developed methods of staining blood cells that form the basis of modern hematology. Using his stain techniques, he discovered all the different types of leukocytes and erythrocytes. Ehrlich was the first to report on the nature of the blood cells in anemia and he provided the first description of the reticulocyte. He described aplastic anemia and found the megaloblast and megalocyte in pernicious anemia. Ehrlich noted the three main characteristics of the erythrocytes in anemia as well as the normoblast

which he found in certain anemic states. In this work, Ehrlich and Lazarus summarize the results of their research into the nature of anemia and bring together in one source many findings that had previously been published in the medical literature." – Heirs of Hippocrates 2157.



PROVENANCE: Dr. Joseph Walsh, possibly Dr. James Joseph Walsh (1865-1942), son of Martin J. Walsh, graduated from Fordham College in 1884, (Ph. D., 1892) and from the University of Pennsylvania (M.D.) in 1895. After postgraduate work in Paris, Vienna and Berlin he settled in New York. Doctor Walsh was for many years Dean and Professor of nervous diseases and of the history of medicine at Fordham University School of Medicine. Walsh was "based in Philadelphia, became a physician and studied tuberculosis. James Walsh cut short his Jesuit education due to his interest in medicine. Based in New York, he went on to become a doctor, a well-known lecturer, and author of several books on religion and healing." – Catholic Historical Research Center. REFERENCES: Heirs of Hippocrates 2157 (citing this work along with part 2 by Lazarus issued in 1900).

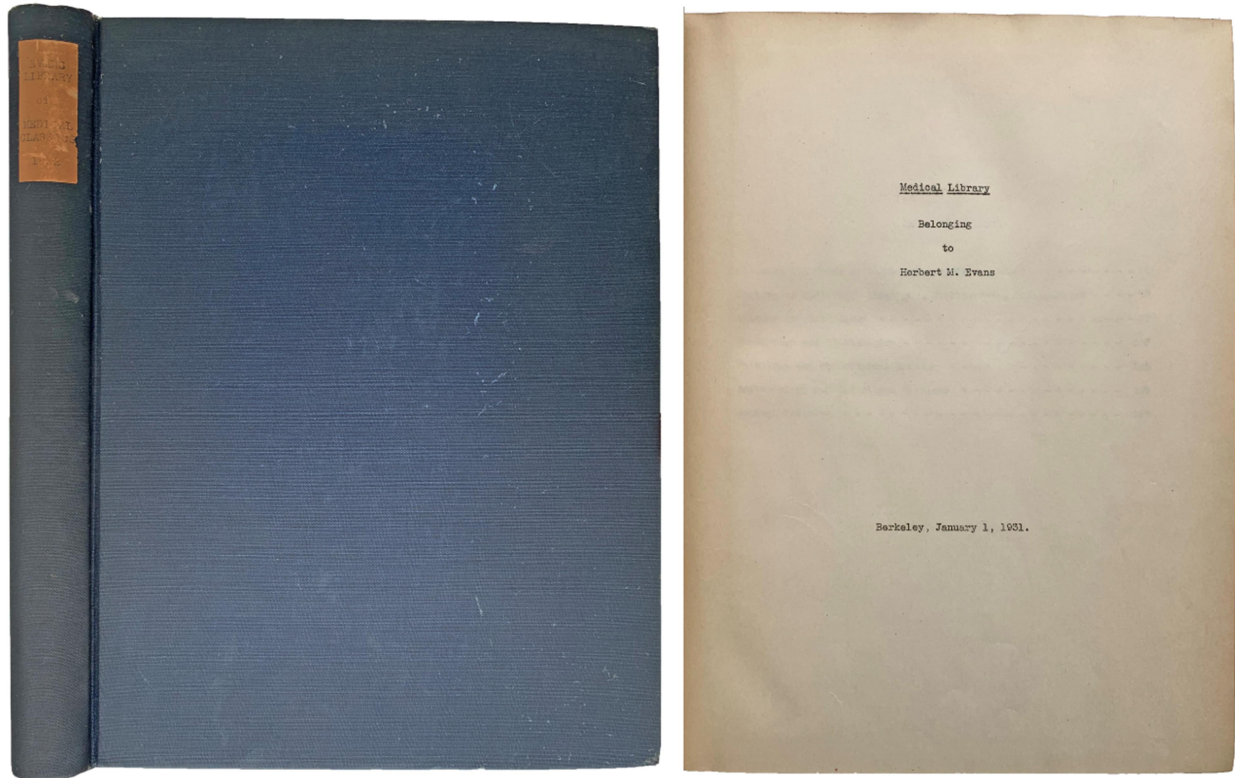


151. **ELLIS, Havelock** (1859-1939). *Studies in the Psychology of Sex; Sexual Inversion*. Philadelphia: F.A. Davis, 1908. ¶ 8vo. xi, [1], 272 pp. Index. Brown cloth; joint cracked, rubbed. Ownership signature of Maurice Tweedie; USC Medical Library. Good.

\$ 25

Second edition. "In 1897 Havelock Ellis published *Sexual Inversion*, the first of his six volume *Studies in the Psychology of Sex*. The book was first serious study of homosexuality published in Britain. It was based partly as a result of his awareness of the homosexuality of his wife and friends such as Edward Carpenter. Ellis admitted in his autobiography: "Homosexuality was an aspect of sex which up to a few years before had interested me less than any, and I had known very little about it. But during those few years I had become interested in it. Partly I had found that some of my most highly esteemed friends were more or less homosexual (like Edward Carpenter, not to mention Edith)." According to a letter he wrote to Arthur Symonds, Edith Lees Ellis promised to "supply cases of inversion (homosexuality) in women from among her own friends." / Phyllis Grosskurth "has argued: "*Sexual Inversion* was an unprecedented book. Never before had homosexuality been treated so soberly,

so comprehensively, so sympathetically. To read it today is to read the voice of common sense and compassion; to read it then was, for the great majority, to be affronted by a deliberate incitement to vice of the most degrading kind.... That such sexual proclivity is not determined by suggestion, accident, or historical conditioning is apparent, he argues, from the fact that it is widespread among animals and that there is abundant evidence of its prevalence among various nations at all periods of history."'' – [spartacus-educational.com]



152. **EVANS, Herbert McLean** (1882-1971). *Medical Library Belonging to Herbert M. Evans*. Berkeley, January 1, 1931. 4to. [2], 202 ff. [pagination is somewhat irregular, meaning there are supplements added and taken away]. Printed on one side, each sheet. Evans mounted cuts sheets of paper with new citations and placed them on the page, some entire pages are supplements. For example, between pp. 56/57 Evans has inserted an addenda to his "Medical Classics" with a numbered 6-sheet sequence. In the instance of leaves 42/43, they are retyped and assigned the content to a single sheet "42, 43", but bound in sequence. Navy cloth, paper spine label; rubbed. Bookplates of Herbert McLean Evans and Elmer Belt (1893-1980). INSCRIBED FROM THE AUTHOR TO ELMER BELT, Berkeley, March 14, 1936.

\$ 250

This book was not published, rather it was produced in mimeograph form, imitating the author's original typescript. Nonetheless the volume is bound and formatted like a regular book. This form allows for other copies to be created, but the edition size is not evident. Evans was famous for collecting voraciously and had enough of the collecting bug within him to build, successively, three substantial collections, selling them off when he needed money. In 1975 his last collection was sold at auction. This 1931 list is probably the earliest of his record of collecting. WorldCat records a few additional copies of this privately produced work.

This is the working personal catalogue of the medical library of the avid collector and bibliophile, Herbert McLean Evans. It lists in seven separate parts: medical classics and works of outstanding merit; history of medicine, biography, bibliography, dictionaries; anatomy and embryology; physiology and biochemistry; pathology and pathological anatomy; bacteriology and infectious diseases; general medicine. The arrangement is largely chronological by author, giving detailed title information, publisher and date of issue, some basic pagination, format and sometimes the briefest of notes (such as with a Leeuwenhoek of 1719 Evans records that Baas-Becking had given him the volume).

EVANS' BIOGRAPHY FROM UCSF:

"Herbert McLean Evans was born in Modesto, California in 1882. His father was the leading surgeon in the small town. His mother was the daughter of a surgeon, and her brother, Robert McLean, was the first native-born graduate of UC and later became Professor of Surgery and Dean of the University of California School of Medicine. Evans was strongly influenced to enter the medical profession by his father. He attended Berkeley, but did not enroll in the usual premedical curriculum as his father wished. Instead, he pursued a bachelor's degree, taking full advantage of a thorough liberal arts education. He then began medical school in whose Berkeley laboratories he pursued the courses of the first year. Evans transferred to the Johns Hopkins School of Medicine the following summer, at the same time marrying for the first time to Anabel Tulloch. Their daughter, Marian, was born while Evans was still a medical student in Baltimore."

"Evans applied his energies to anatomical research under Franklin P. Mall. His studies of the vascular supply of the parathyroid gland led to a paper published with the

famed surgeon William A. Halsted. Evans was credited with solving the problem of tetany following thyroid surgery. Evans pursued, with Charles Bardeen, the development of the vascular and lymphatic system; this work culminated in the section in Keibel and Mall's classic *Manual of Human Embryology*. He was less inclined to pursue with interest the clinical courses at Johns Hopkins, particularly when they took time from his innovative activities injecting embryonic blood vessels. He graduated in 1908, declining an internship and any other clinical training. By the time he graduated, Evans had a remarkable seven papers to his credit, of which only two were co-authored."

"He disappointed his father by immediately joining Mall's laboratory as a research anatomist. It was quite clear that Herbert Evans was not returning to take over his father's surgical practice. An early trip to Germany led to a study of dyes with chemist Werner Schulemann, one of which now called "Evans' Blue" proved useful in the measurement of blood volume. In 1913, Mall created the Department of Embryology with funds from the Carnegie Institution in Washington. Evans enjoyed joint appointments in Anatomy and with the Carnegie Department of Embryology at Johns Hopkins."

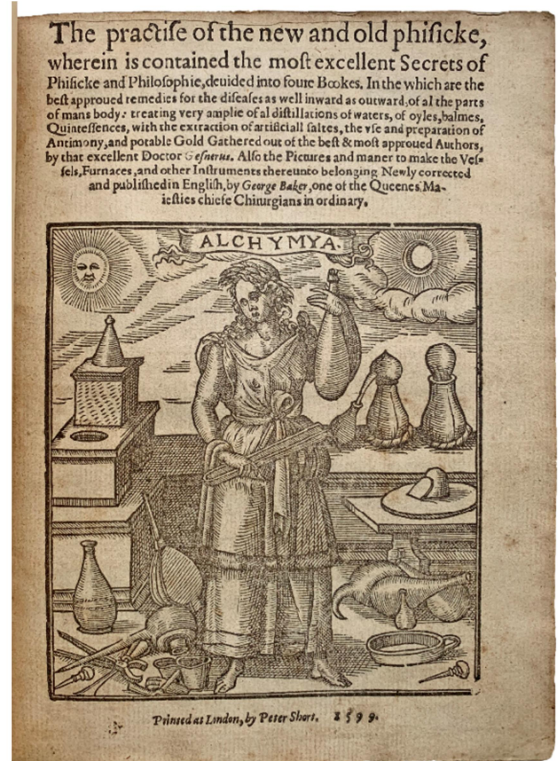

"In 1915, Benjamin Ide Wheeler of the University of California offered Evans the Chair of the Department of Anatomy at Berkeley. Evans was thirty-three, he had twenty-seven published papers to his credit, and a solid national and international reputation as a brilliant researcher and erudite scholar. Pleased with the offer, and the chance to return home, Evans brought with him to Berkeley two of his colleagues at Johns Hopkins, Katherine J. Bishop and George W. Corner. They quickly established a youthful and dynamic Department of Anatomy and Anatomical Research at Berkeley. Evans did not believe in lecturing on gross anatomy which he characterized as a static science taught to future surgeons. His lectures on microscopic anatomy were dramatic events, staged mostly for the benefit of the four or five best students and for his faculty members. He often was caustic with those medical students who had limited interest in anatomical research. Evans believed in Mall's concept that self-education is the only form of lasting value, with the student learning the inductive method through personal investigation and research."

"Jacques Loeb played an important part in Evans' views and development. It was Loeb's deliberately conceived biological experimentation which appealed to Evans. It was the application of these principles that made Evans a great investigator and built the widely admired school of Berkeley anatomists. Despite its seeming diversity, Evans research was consistently devoted to the study of the problems of reproduction. His systematic investigation of the reproductive cycle began following his return to Berkeley in 1916. With the aid of vital stains he studied the atretic follicle, recognizing the importance of developing a method of determining the progress of the ovarian cycle. The key was provided through Evans' association with Joseph Long, Professor of Zoology, who had advanced the detection of ovarian function in experimental animals by means of vaginal smears. The pursuit of the reproductive cycle in the rat, and other animals, led to the fractionation of the hypophysis, with the separation and purification of its six hormones. Evans' experimental production of growth changes with pituitary extracts dated from the 1920s. Cho H. Li's partial synthesis of growth hormone began in Evans' laboratory. Evans' and Bishop's study of diets adequate for the maintenance of pregnancy led to their discovery of vitamin E, which was initially called the anti-sterility vitamin. This work led to the first studies on the B complex, and the need for this vitamin in lactation, and to the role of Vitamin A in the reproductive mechanism, and to the first observations on the diabetogenic action of the anterior hypophysis in animals."

"Evans was a devoted student of history of science and medicine-an interest that he credited to Osler's stimulus. He was instrumental in the formation of a unique course in the history of biology and assisted Dean Langley Porter and Professor Chauncey Leake in the formation of the Department of the History of Medicine at UCSF, the first in the United States."

"Herbert McLean Evans died in 1971. He made a monumental contribution to the field of endocrinology through his studies of the physiology of reproduction. Many have remarked that the ultimate recognition of his achievements eluded him. Four of his lines of research and discovery were often mentioned as deserving of the Nobel Prize: (1) development of the vascular system, (2) elucidation of the estrous cycle in the rat, and the role of pituitary gonadotropin in reproduction, (3) discovery of growth hormone, and (4) discovery of and isolation of vitamin E. The first of these was entirely Evans' own work. The other three were collaborative efforts, but Evans' contribution to each was crucial."






153. **GESSNER, Conrad** (1515--65); **George BAKER**. *The practice of the new and old phisicke, wherein is contained the most excellent Secrets of Phisicke and Philosophie, deuided into foure Bookes. In the which are the best approued remedies for the diseases as well inward as outward, of al the parts of mans body treating very ample of al distillations of waters, of oyles, balmes, quintessences gathered out of the best and most approued authors, by that excellent Doctor Gesnerus; also the pictures and maner to make the vessels, furnaces, and other instruments thereunto belonging. Newly corrected and published in English by George Baker* London: Peter Short, 1599.

¶ Small 8vo. [12], 256 ff. Title with woodcut of ALCHYMYA surrounded by scientific instruments used for distillation; the second, third and fourth books also are embellished with fine large woodcut titles. Numerous woodcuts throughout. Splendidly bound in speckled calf, medallion stamped in blind on upper cover, spine massed with gilt ornamentation. Title verso and final leaf signed by former owner/reader (unreadable). Fine. EXCEEDINGLY RARE.

\$ 4500

First edition in English under this title. This work was issued earlier in 1576, published by Baker, with the title *The Newe Jewell of Health*.

Ferguson describes the content as being the "pharmaceutical and to some extent the chemical knowledge of the time of Shakespeare." – Ferguson, pp. 9-10.

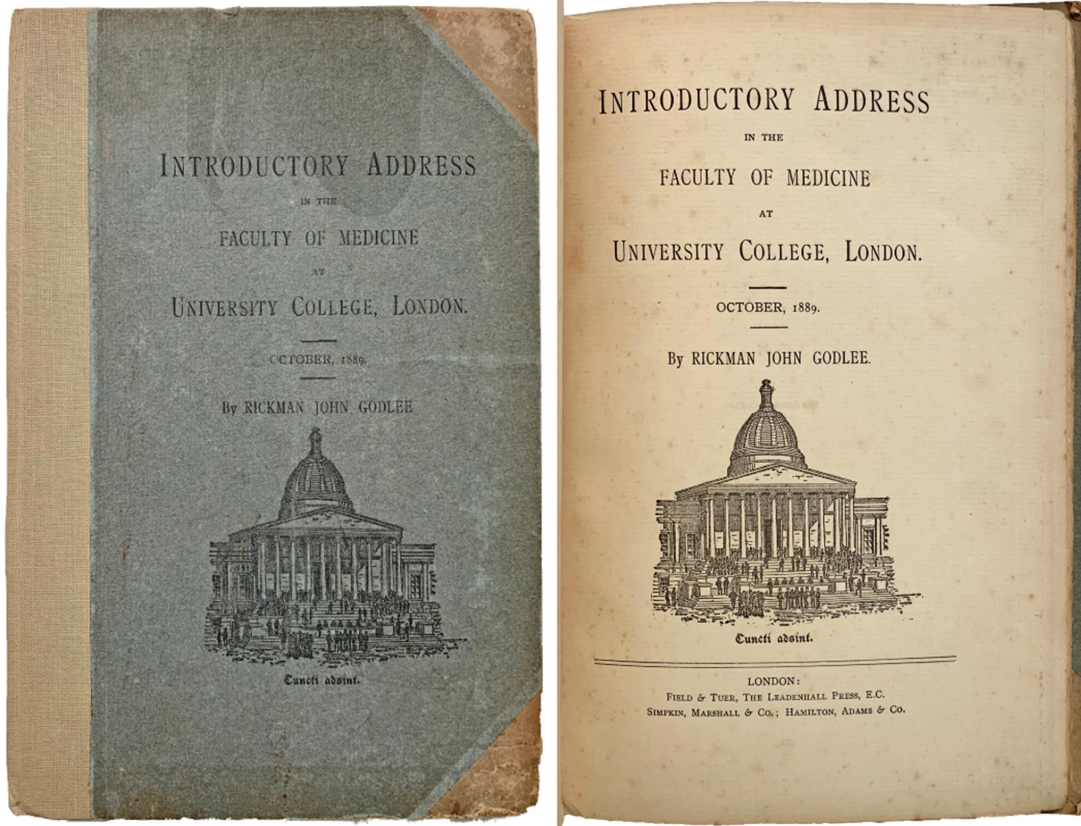


"A striking figure . . . was the Swiss Conrad Gesner (1515--65), whose attainments in botany, zoology, medicine and surgery . . . brought him the name of 'German Pliny'." – Castiglioni.

In England "it was Gesner, not Paracelsus, who was the prime mover of . . . chemical medicine . . . [this book] . . . was the most advanced and complete work on chemistry [of] the sixteenth century." [Kocher, *Journal of Historical Medicine*, August 1947].

George Baker (1540-1600) was a master of the Barber Surgeons' Company attached to the household of the Earl of Oxford. He was also one of the Chirurgians in general to Queen Elizabeth. He translated a number of works on medicine in addition to those of Gesner.

☞ Garrison, *History of Medicine*, pp. 229-30; Castiglioni, *A History of Medicine*, p. 487; Cushing G-217; DNB, I, p. 927; *DSB*, V, pp. 378-9; Ferguson, I, 316; NLM, 16th Century, 2088; Partington, II, p. 82; STC 11799; Waller 3524.

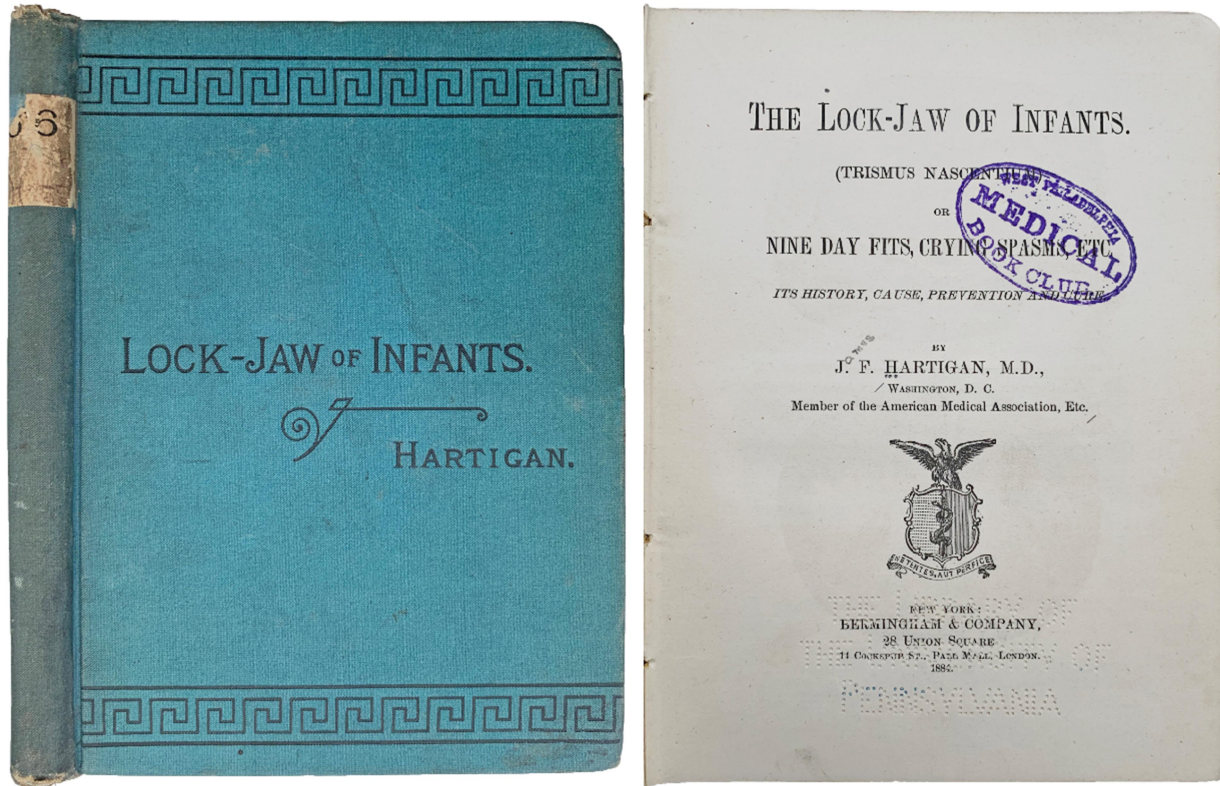


R. J. Godlee

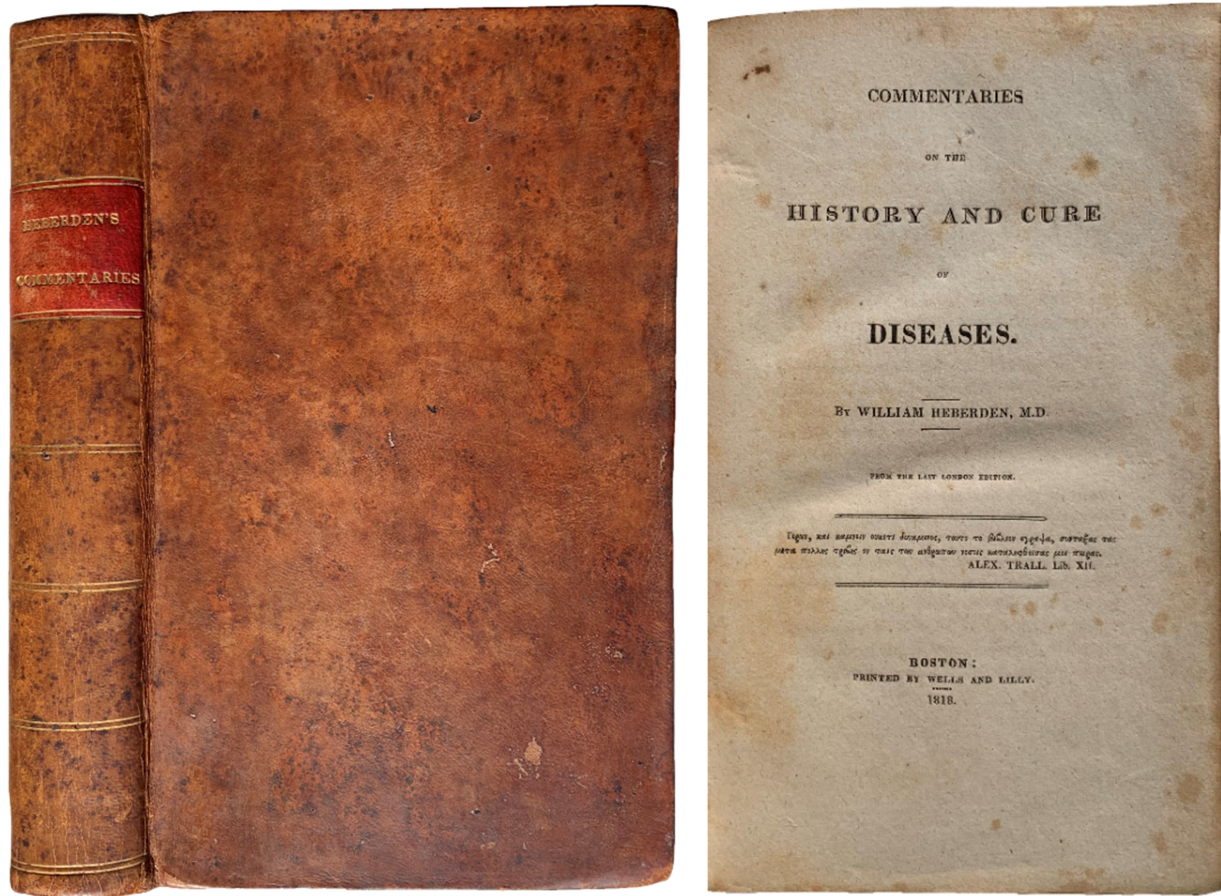
154. **GODLEE, Rickman John** (1849-1925). *Introductory Address in the Faculty of Medicine at University College, London. October, 1889.* London: Field & Tuer, [1889]. ¶ 8vo. 54 pp. Figs. Later cloth-backed (preserving the original) printed boards, large corner tips. INSCRIBED BY THE AUTHOR: H. R. Stanhope Clarke, Dec 1889, - Presented to the students by R. J. Godlee. Very good.

\$ 50

Sir Rickman John Godlee, 1st Baronet KCVO, was an English surgeon. In 1884 he became one of the first doctors to surgically remove a brain tumor, founding modern brain surgery. His uncle was Lord Lister and Godlee wrote of him in a biography. " During his long career Sir Rickman played many parts, as senior demonstrator of anatomy and afterwards professor of clinical surgery at University College, London, and honorary surgeon at University College Hospital, as president of the Royal College of Surgeons, as surgeon to the household of Queen Victoria, and surgeon-in-ordinary to King Edward VII. and King George V." – Nature, Obituary, 115, 648 (1925).



155. **HARTIGAN, J. F. (James French)** (1843-1894). *The lock-jaw of infants: (trismus nascentium) or nine day fits, crying, spasms, etc.: its history, cause, prevention and cure.* New York: Birmingham, 1884. ¶ 18 cm. Small 8vo. 123, [1] pp. Frontis., title vignette. Dedicated to J. Marion Sims "... the discoverer of the true pathology of trismus nascentium." Original turquoise cloth stamped in black, paper spine label. Ex-library bookplates with numerous related rubber-stamps, title and final page perforated with inst. ownership. Good. \$ 25



156. **HEBERDEN, William** (1710-1801). *Commentaries on the history and cure of diseases. From the last London edition.* Boston: Published by Wells and Lilly, 1818. ¶ 23 cm. 8vo. xi, [1], 418 pp. Index; lightly foxed. Original full tree calf, gilt spine rules, red gilt-stamped spine label; part of ffep torn away. Ownership signature of ----- Balch [?]. This is a particularly nice copy, overall very good +.

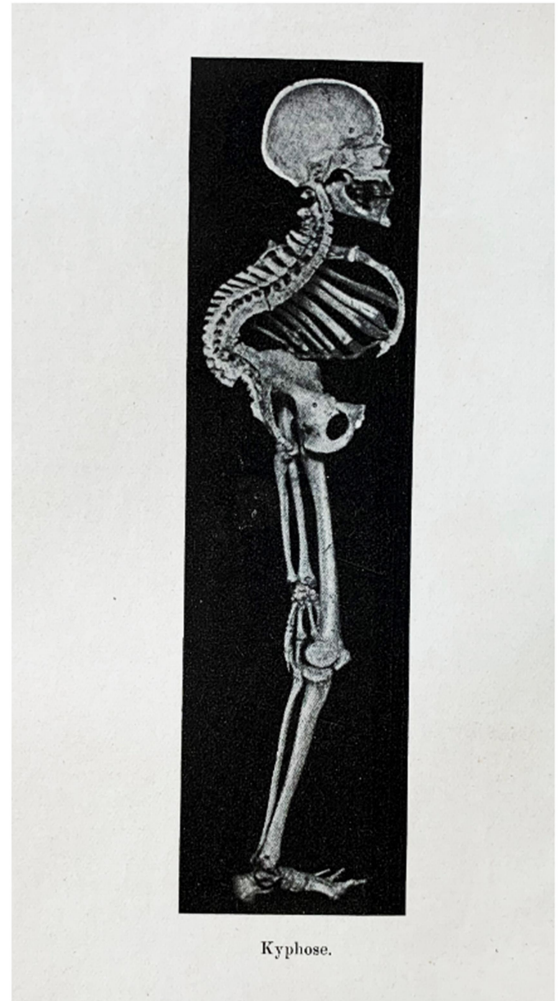
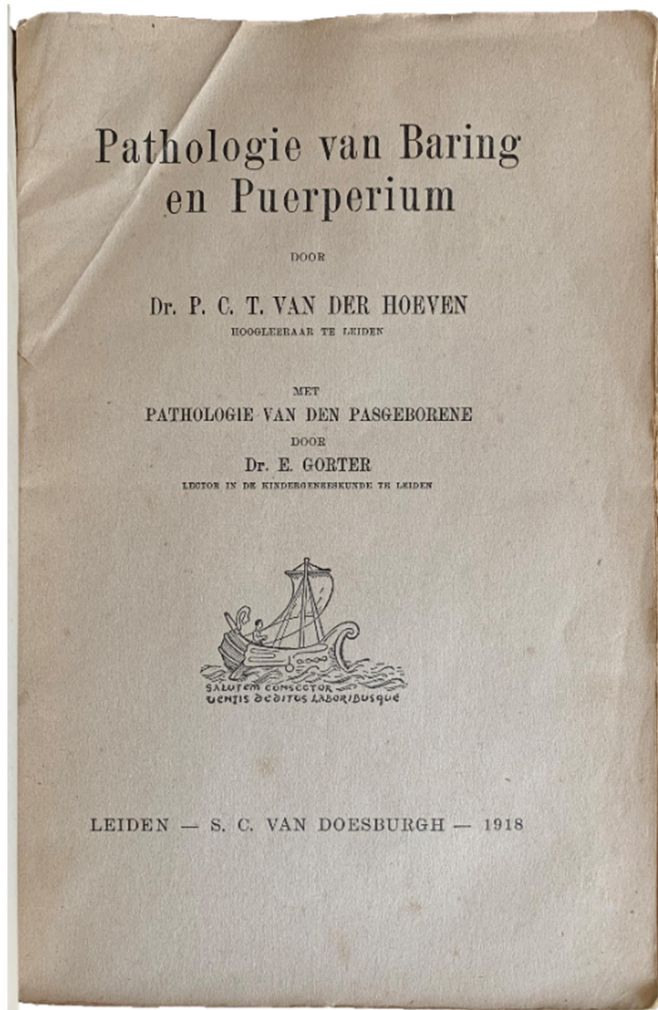
\$ 175

First American edition. "Called "the last of our learned physicians" by Samuel Johnson, Heberden was noted for his careful notes taken during a long practice. He spent the last twenty years of his life putting them in order and editing them for this work which was published by his son after the author's death. His most important contributions are his descriptions of angina pectoris, chicken pox, and the rheumatic nodules on the fingers now called Heberden's nodules." [HH 908]. "Heberden's Commentaries

was, in all probability, translated into English by his son, William (1767-1845), who had also undertaken publication of the Latin edition that same year. Ralph H. Major comments that "Heberden's writings are distinguished by their clarity of diction, their accurate delineation of disease pictures, and their sanity in treatment, all in marked contrast to the vague verbosity which characterizes so many medical works of this period" (A history of medicine. Springfield, IL, 1954. Vol. II, p. 598)." – *Heirs of Hippocrates* 910.

∞ Austin, *Early American Medical Imprints*, 894; Cushing H200 (Latin ed., 1802); Garrison-Morton 2207 (Latin ed.); *Heirs of Hippocrates* 908, 910; Osler 2914 (4th ed., 1816); Waller 4173g (2nd ed., 1803); Wellcome III, p. 230.

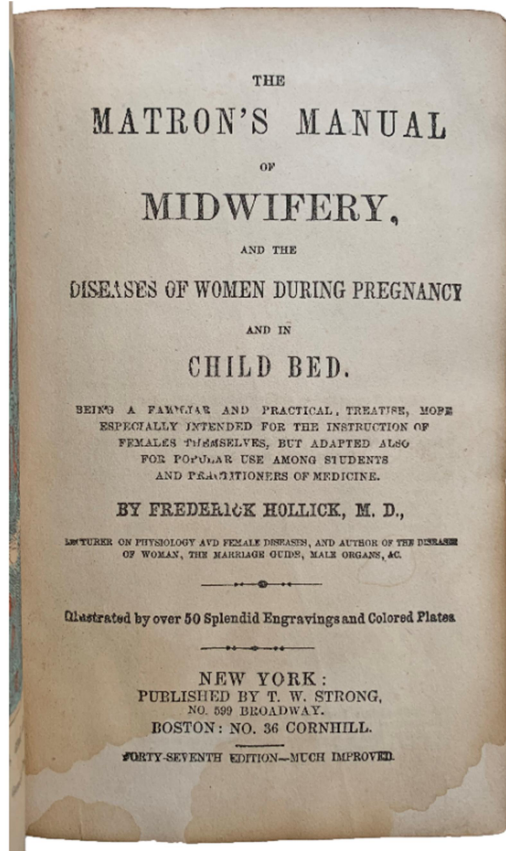





145. **HOEVEN, Pieter Cornelis Tobias van der** (1870-1953); **Evert GORTER** (1881-1954). *Pathologie van Baring en Puerperium. Met Pathologie van den pasgeborene, door Dr. E. Gorter.* Leiden: S. C. Van Doesburgh, 1918. ¶ 8vo. VIII, [2], 508 pp. Dutch text. This copy bound with modern facs. wrappers (spine with kozo, back cover retained from original). With heavy manuscript annotations throughout. Good. [M13912]

\$ 12.95

First edition. On diseases with pregnancy and birth, including abortion. Pieter Cornelis Tobias van der Hoeven was a Dutch gynecologist who studied at the University of Leiden, taking his doctorate in 1896. In 1903 he was appointed the professor of obstetrics and gynecology at the University of Leiden. After 37 years of research and teaching at the campus, he retired. Hoeven was a member of the Dutch Gynecological Association.

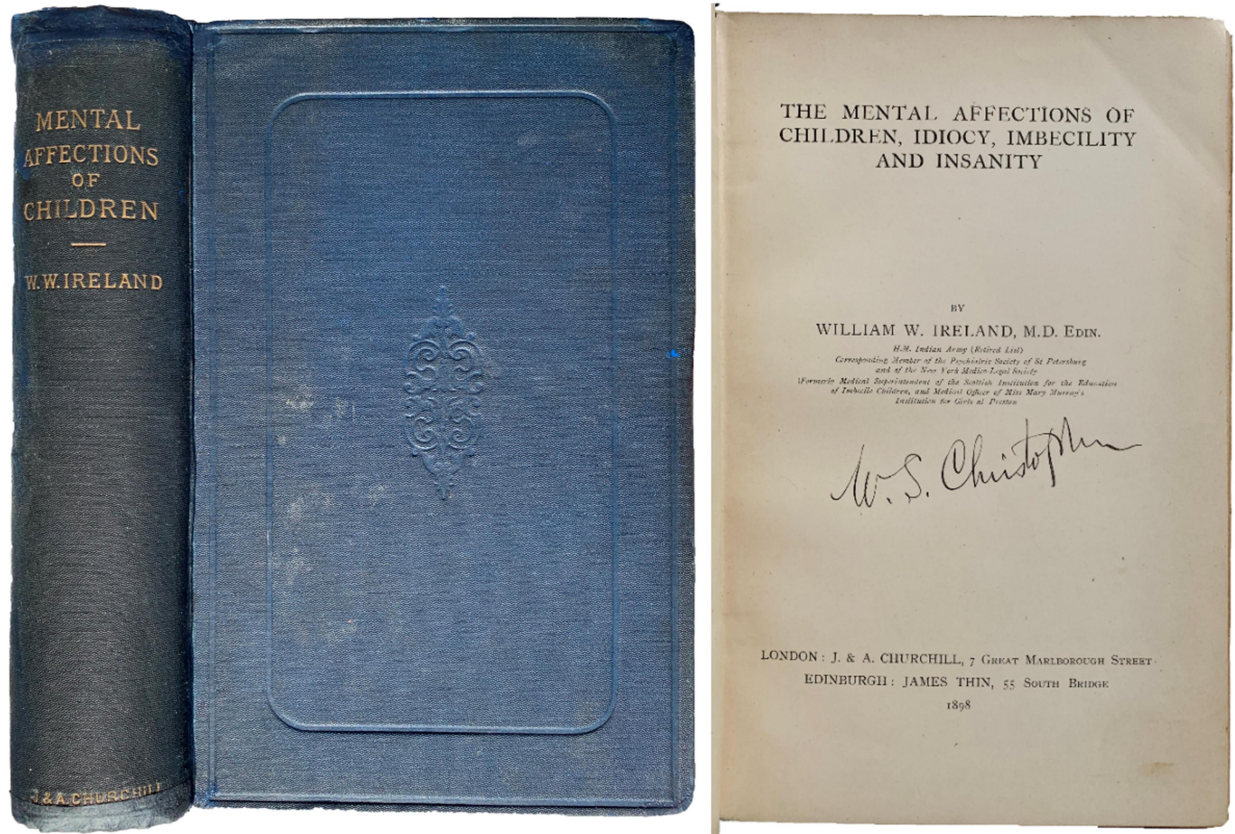


146. **HOLLICK, Frederick** (1818-1900). *The matron's manual of midwifery, and the diseases of women during pregnancy and in child bed: being a familiar and practical treatise, more especially intended for the instruction of females themselves, but adapted also for popular use among students and practitioners of medicine. Forty-seventh edition--much improved.* New York & Boston: T. W. Strong, 1848.



¶ 16 cm. 12mo. [in 6s]. xii, [2], 468 [final p. incorrectly numbered 469] pp. Color frontis., over 50 engravings; heavy waterstaining. Original cloth; lacks spine, badly shaken. As is. heavy waterstaining.

\$ 10



147. **IRELAND, William Wotherspoon** (1832-1909). *The Mental Affections of Children, Idiocy, Imbecility and Insanity*. London: J. & A. Churchill; Edinburgh: James Thin, 1898. ¶ 8vo. ix, [3], 442, 12 pp. 20 plates (some folding), 12 figs., index. Original full dark blue blind and gilt-stamped cloth; extremities mended with kozo, inner joints strengthened with kozo, uncut. Ownership signature on title of W. S. Christopher. Good. Scarce.

\$ 75

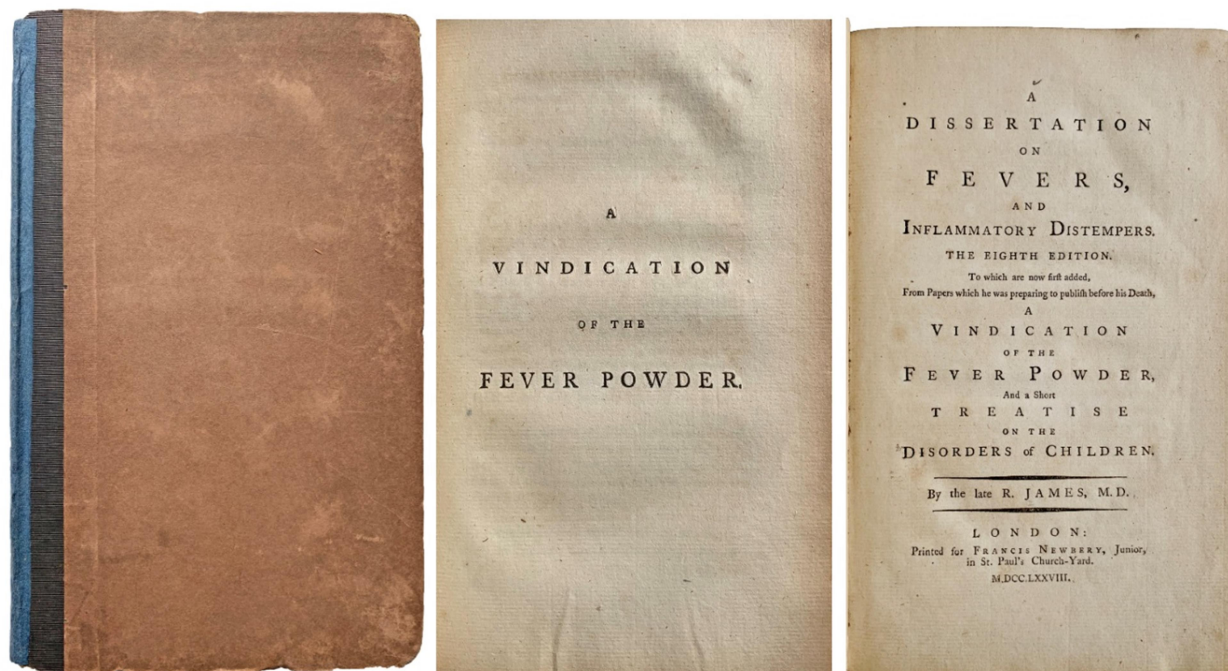
First edition - issued two years later in America. This is a pioneering work in mental illness.

Ireland received his medical degree from the University of Edinburgh. He served in Bengal as assistant surgeon with the East India Company. Later he became medical superintendent of the Scottish National Institution for Imbecile Children. His practice treated many mentally retarded children,

for which he was considered an authority, especially of idiocy and imbecility. *DNB* (1901-1911).



CONTENTS: I. Definition of Idiocy and Imbecility; II. Statistics of Idiocy; III. Causes of Idiocy; IV. The Classification of Idiocy; V. Genetous Idiocy; VI. Microcephalic Idiocy; VII. Hydrocephalic Idiocy; VIII. Eclampsic Idiocy; IX. Epileptic Idiocy; X. Paralytic Idiocy; XI. Traumatic Idiocy; XII. Inflammation Idiocy; XIII. Sclerotic Idiocy; XIV. Syphilitic Idiocy; XV. Cretinism; XVI. Idiocy by Deprivation; XVII. On the Growth and Mortality of Idiots; XVIII. On Insanity in Children and Insane Idiots; XIX. The Sensory and Mental Deficiencies of Idiots; XX. On the Best Methods of Educating Idiots and Imbeciles; XXI. Laws for Idiots and Imbeciles; XXII. Wolf Boys.



148. **JAMES, R. A. [Robert A.]** (1703?-1776). *Dissertation on Fevers, and inflammatory distempers. The eighth edition. To which are now first added, from papers which he was preparing to publish before his Death, a Vindication of the fever powder, and the disorders of children.* London: Francis Newbery, 1778. ¶ 8vo. [viii], 160 pp. Original quarter cloth, boards; kozo spine. Rubber-stamps on verso of title and p. 51 (ex-library Harvard). Very good.

\$ 125

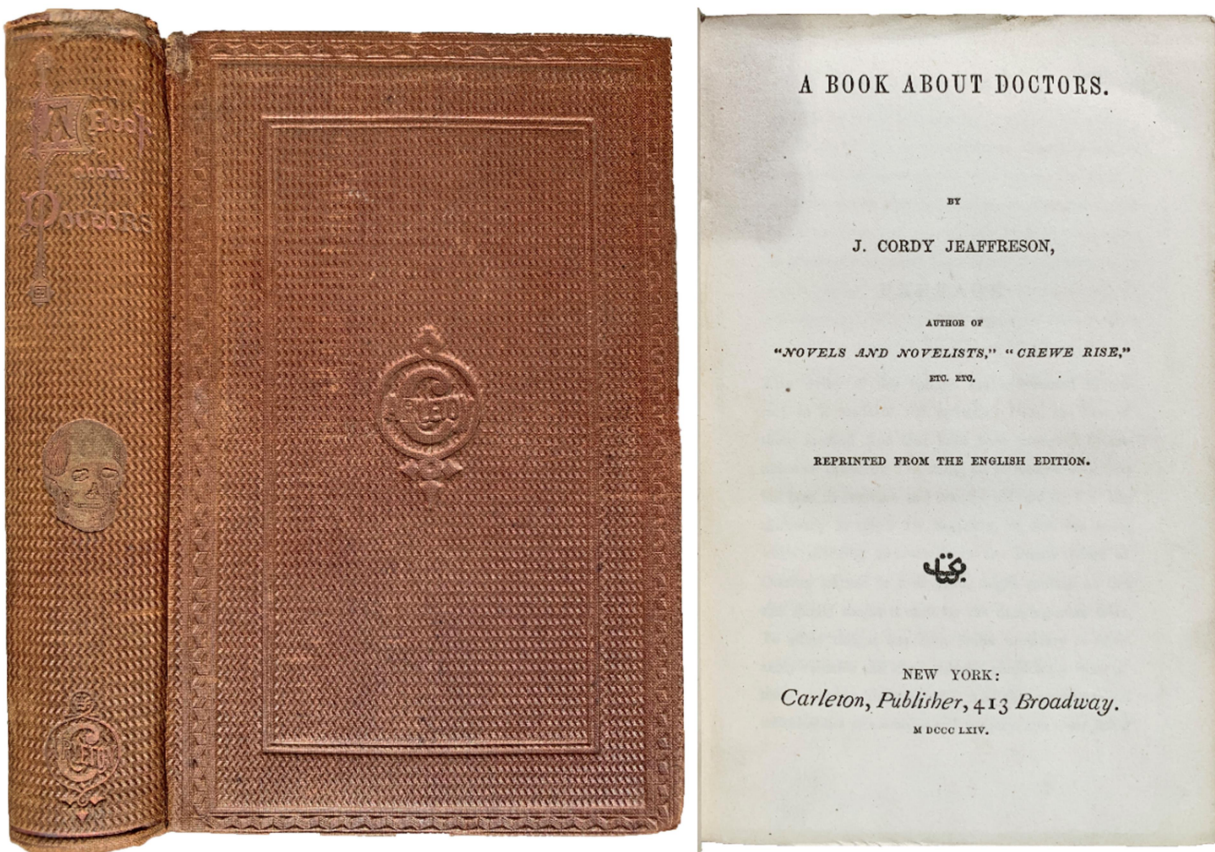
First edition to include the author's brief treatise on children's diseases. "To which are now first added ... a Vindication of the Fever Powder and a short treatise on the diseases of Children." The work includes the James' works on inflammatory distempers and "A vindication of the fever powder."

"A key tool in marketing James's powder was his *Dissertation on Fevers, and inflammatory distempers*, (1748), a real book, if a promotional one, and at sixpence far cheaper than the medicine it advertised. Seven editions appeared during James's lifetime, but it is in the posthumously eighth edition (1778), edited by Francis Newbury the nephew, that we see most clearly the novel version of a society made happy, healthy, and productive by the universal availability of fever powder." "James did not rely solely on the powder; he also bled, blistered, applied cataplasms, ordered clysters, used oral purges, and supplemented with bark or musk." – Christopher Hamlin, *More Than Hot: a short history of fever.* (p. 101). NOTE: The famous children's classic, *The History of Little Goody Two-Shoes*, published by John Newbery in 1765, it opens with the death of little

Margery's father 'from a 'violent fever, in a place where Dr. James's powder was not to be had"'. (pp. 102-3).

Note: one copy is known to have a frontispiece, but other copies lack the same. This copy does not have a frontispiece (nor does it look like one was ever issued with this volume).

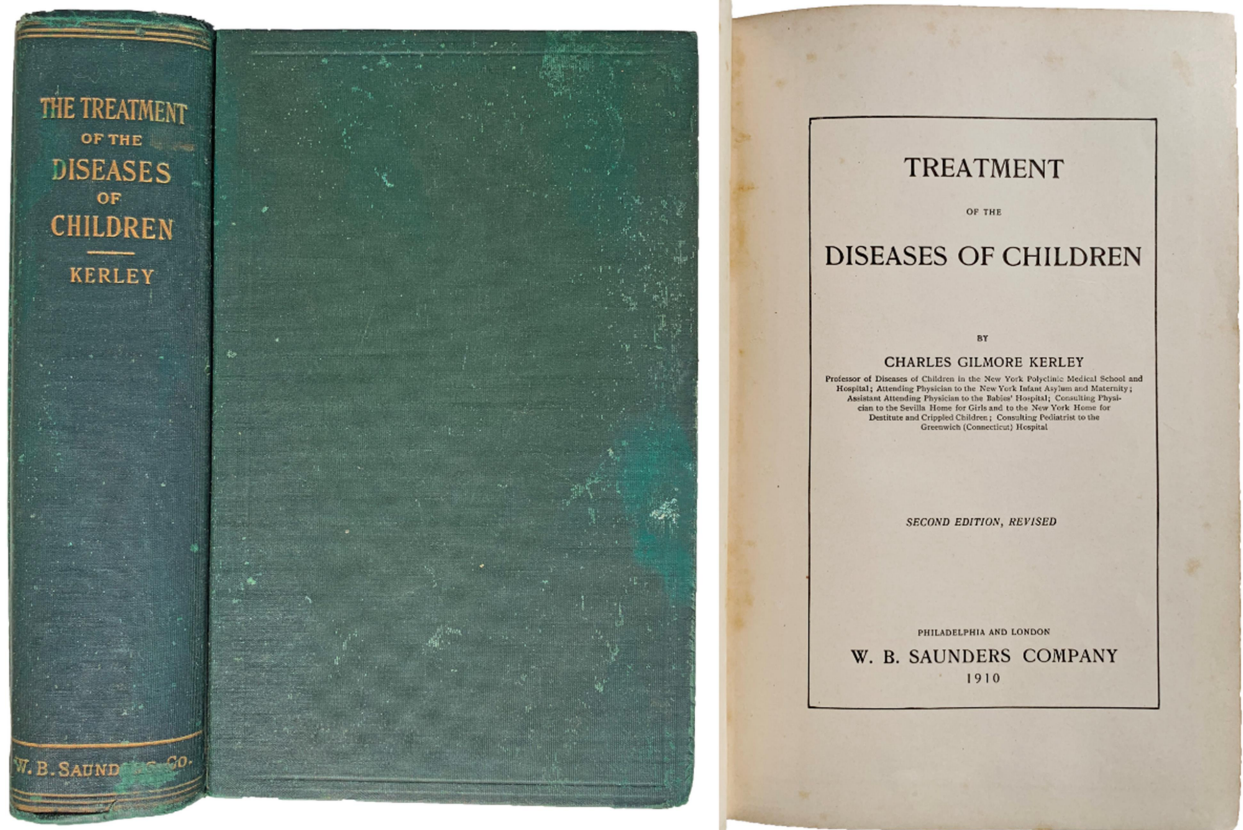
Blake, J. NLM 18th cent., p. 233; ESTC t28066.



149. **JEAFFRESON, John Cordy** (1831-1901). *A book about doctors*. New York: Carleton, 1864. ¶ 8vo. 488, [ads 4] pp. Original blind-stamped brown cloth, gilt spine; spine head strengthened with kozo. Very good. [M13911]

\$ 70

FIRST AMERICAN EDITION of this series of essays about English physicians such as Thomas Browne, Radcliffe, Akenside, and Lettsom.



150. **KERLEY, Charles Gilmore** (1863-1945). *Treatment of the Diseases of Children. Second edition, revised.* Philadelphia: W.B. Saunders, 1910. ¶ Reprinted. Thick 8vo. [3]-629, [1], 16 pp. 78 figs., index. Original full dark green blind & gilt-stamped cloth; extremities rubbed, paint and freckling on covers. Inscribed to Kenneth Zike from Ruby Landess. Good +.

\$ 20

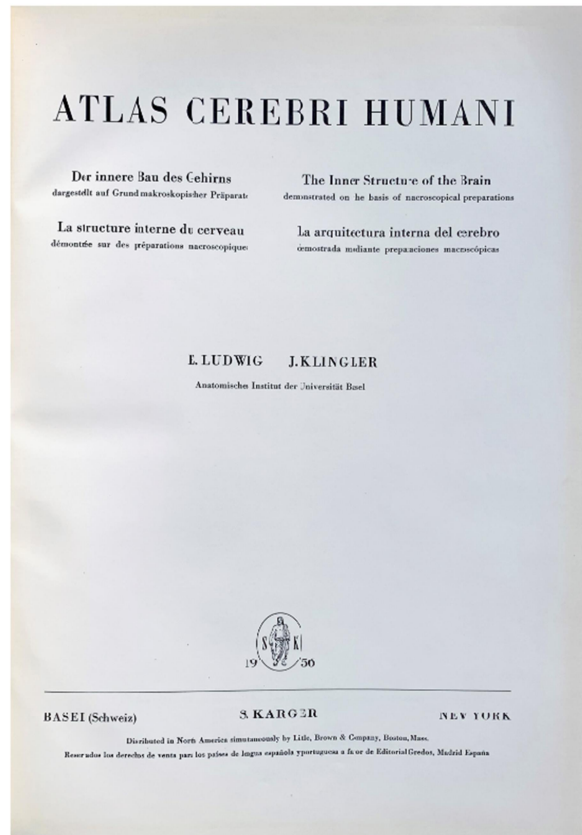
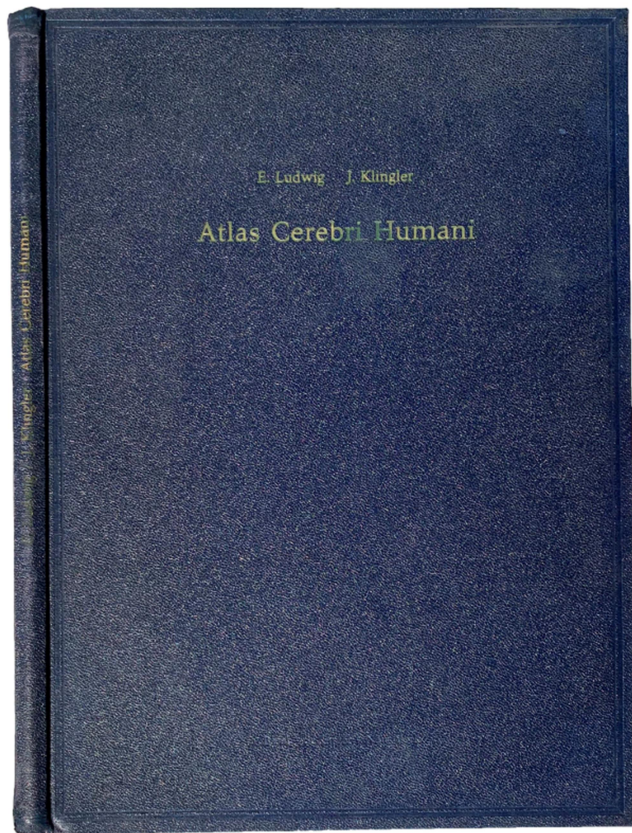
Charles Gilmore Kerley (1863-1945), studied medicine at New York University Medical College, Vienna, and Munich. He worked as an associate of Dr. L. Emmett Holt, all told he labored 55 years as a physician, even succeeding Holt as professor of pediatrics at New York Polytechnic Medical School. He was a prolific writer. His *Practice of Pediatrics* was first issued in 1907. Obituary: *American Journal of the Diseases of Children*. 1945; 70 (5): p.359.



FIG. 22. ← EXAMINATION OF THE THROAT.

PROVENANCE: Kenneth Zike (1923-2006), born in Maywood, Calif., lived in Valley Center, and was a pediatrician for Harbor General Hospital. He served in the Navy and Air Force.

See: Grulee 1654, 1655.



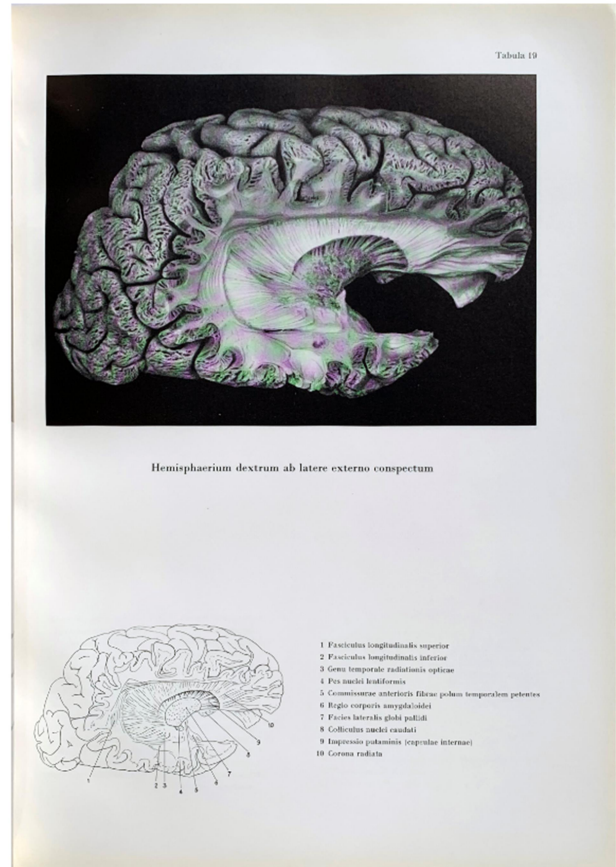
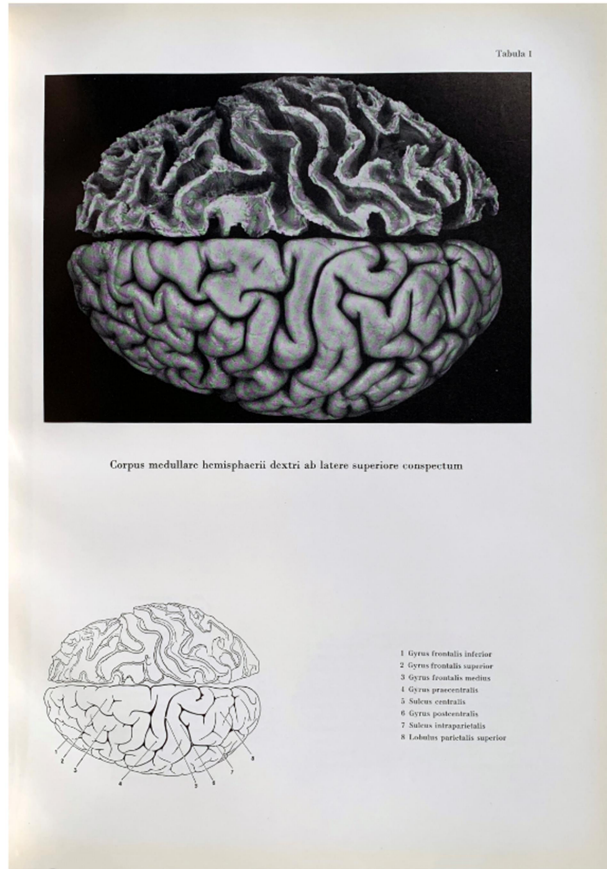
151. **KLINGLER, Josef** (1888–1963), **LUDWIG, Eugen** (1887-1971). *Atlas cerebri humani. Der innere Bau des Gehirns, dargestellt auf Grund makroskopischer Präparate / The Inner Structure of the Brain Demonstrated on the Basis of Macroscopical Preparations*. Basel: Karger, 1956. ¶ Tall 4to. 36 pp. 100 plates. Text in four languages: German, English, French, Italian. Original full blind- and yellow-stamped navy cloth. Ownership rubber-stamp: Neurosurgical Group Memphis Tennessee. Handsome copy. Very scarce.

\$ 225

Second edition. "During the 1930s, white matter tracts began to assume relevance for neurosurgery, especially after Cajal's work. In many reviews of white matter neurobiology, the seminal contributions of Josef Klingler (1888-1963) and their neurological applications have been overlooked. In 1934 at the University of Basel under Eugen Ludwig, Klingler developed a

new method of dissection based on a freezing technique for brain tissue that eloquently revealed the white matter tracts. Klingler worked with anatomists, surgeons, and other scientists, and his models and dissections of white matter tracts remain arguably the most elegant ever created. He stressed 3-dimensional anatomic relationships and laid the foundation for defining mesial temporal, limbic, insular, and thalamic fiber and functional relationships and contributed to the potential of stereotactic neurosurgery. Around 1947, Klingler was part of a Swiss-German group that independently performed the first stereotactic thalamotomies, basing their targeting and logic on Klingler's white matter studies, describing various applications of stereotaxy and showing Klingler's work integrated into a craniocerebral topographic system for targeting with external localization of eloquent brain structures and stimulation of deep thalamic nuclei. Klingler's work has received renewed interest because it is applicable for correlating the results of the fiber-mapping paradigms from diffusion tensor imaging to actual anatomic evidence. Although others have described white matter tracts, none have had as much practical impact on neuroscience as Klingler's work. More importantly, Josef Klingler was an encouraging mentor, influencing neurosurgeons, neuroscientists, and brain imaging for more than three quarters of a century." See: "Josef Klingler's Models of White Matter Tracts: Influences on Neuroanatomy, Neurosurgery, and Neuroimaging," By Agrawal, Abhishek MD; Kapfhammer, Josef P MD; Kress, Annetrudi PhD; Wichers, Hermann PhD; Deep, Aman MD; Feindel, William MDCM; Sonntag, Volker K H MD; Spetzler, Robert F MD; Preul, Mark C MD. *Neurosurgery*, 69(2):238-254, August 2011.

Eugen Ludwig (1887-1971) was a professor of anatomy at Basel (1922-55). Josef Klingler (1888–1963) was also at the University of Basel in the 1930s. Both were associated with the Anatomisches Institut der Universität Basel.



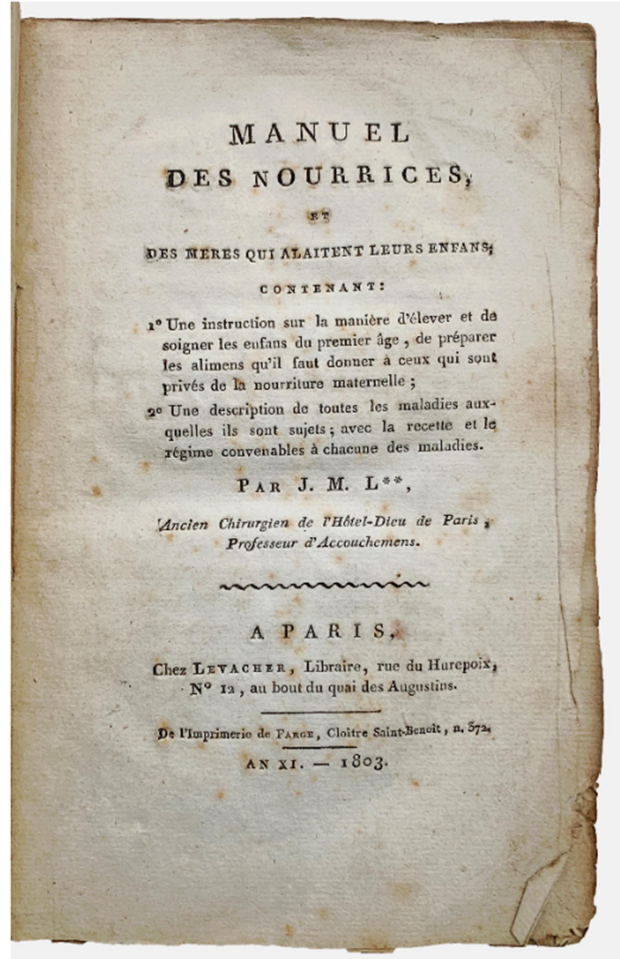
PROVENANCE: Inscribed (by an unnamed person) to three persons by name: "Drs. Gotten, Hawkes, Tyrer, et all [1965]". Dr. Gotten met Dr. Hawkes while in the Navy. At the conclusion of World War II, they formed the Neurosurgical Group of Memphis. See: Tennessee State Medical Association. (1) DR. NICHOLAS GOTTEN, JR., MD, (1902-) born in Bartlett (he has a twin brother, Henry, also a physician), Tennessee; (2) CLARENCE DOUGLAS HAWKES (ca.1914-1998), born Providence, Rhode Island, attended Brown University, and later graduated from Johns Hopkins medical school (1940), neurosurgeon, University of Tennessee College of Medicine. (3) AUSTIN ROY TYRER, JR. (1918-2010), born in Lexington, Kentucky, studied medicine at Loma Linda University, Loma Linda, California. He was a founding member of the partnership of Gotten, Hawkes, and Tyrer, later the Neurosurgical Group of Memphis, PC where he practiced for 40 years. For Tyrer, see his obituary: Issam A Awad, MD, MSc, FACS, MA (Hon), *In Memoriam: A. Roy Tyrer, Jr, 1918–2010, Neurosurgery*, Volume 68, Issue 3, March 2011, Pages E885–E886.

NEUROSURGICAL GROUP MEMPHIS TENNESSEE:

"Neurological surgery was defined as a separate surgical specialty by Harvey Cushing and a few other surgeons, most of whom were trained and influenced by Cushing. One of these, Raphael Eustace Semmes, became the first neurosurgeon in Memphis, Tennessee, in 1912. After World War II, Semmes and his first associate, Francis Murphey, incorporated the Semmes-Murphey Clinic, which has been primarily responsible for the growth of the Department of Neurosurgery at the University of Tennessee Health Science Center in Memphis, as well as the development of select neurosurgical subspecialties in Memphis area hospitals." see: "Josef Klingler's Models of White Matter Tracts: Influences on Neuroanatomy, Neurosurgery, and Neuroimaging," By Agrawal, Abhishek MD; Kapfhammer, Josef P MD; Kress, Annetrudi PhD; Wichers, Hermann PhD; Deep, Aman MD; Feindel, William MDCM; Sonntag, Volker K H MD; Spetzler, Robert F MD; Preul, Mark C MD. *Neurosurgery*, 69(2):238-254, August 2011.

See: Konrad Akert, *Swiss Contributions to the Neurosciences in Four hundred Years: from the Renaissance to the present*. Zurich: Vdf Hochschulverlag, 1996.





152. L**, J. M. [Jacques MONTAIN-LAMBIN] (active 1798-1841). *Manuel des nourrices, et des meres qui allaitent leurs enfans: contenant 1. Une instruction sur la manière d'élever et de soigner les enfans du premier âge, de préparer les alimens qu'il faut donner à ceux qui sont privés de la nourriture maternelle; 2. Une description de toutes les maladies auxquelles ils sont sujets, avec la recette et le régime convenables à chacune des maladies.* Paris: Chez Levacher, Libraire, 1803. ¶ 21 cm. 8vo. 110 pp. Half-title; some light foxing. Original blue paste-paper wrappers with later marbled sheet over spine; rubbed. Very good. RARE.

\$ 850

First edition. This is a little-known manual for mothers and nannies that care for children and breastfeed. It is arranged in two parts, firstly concerning itself with diet and how to raise children, including their

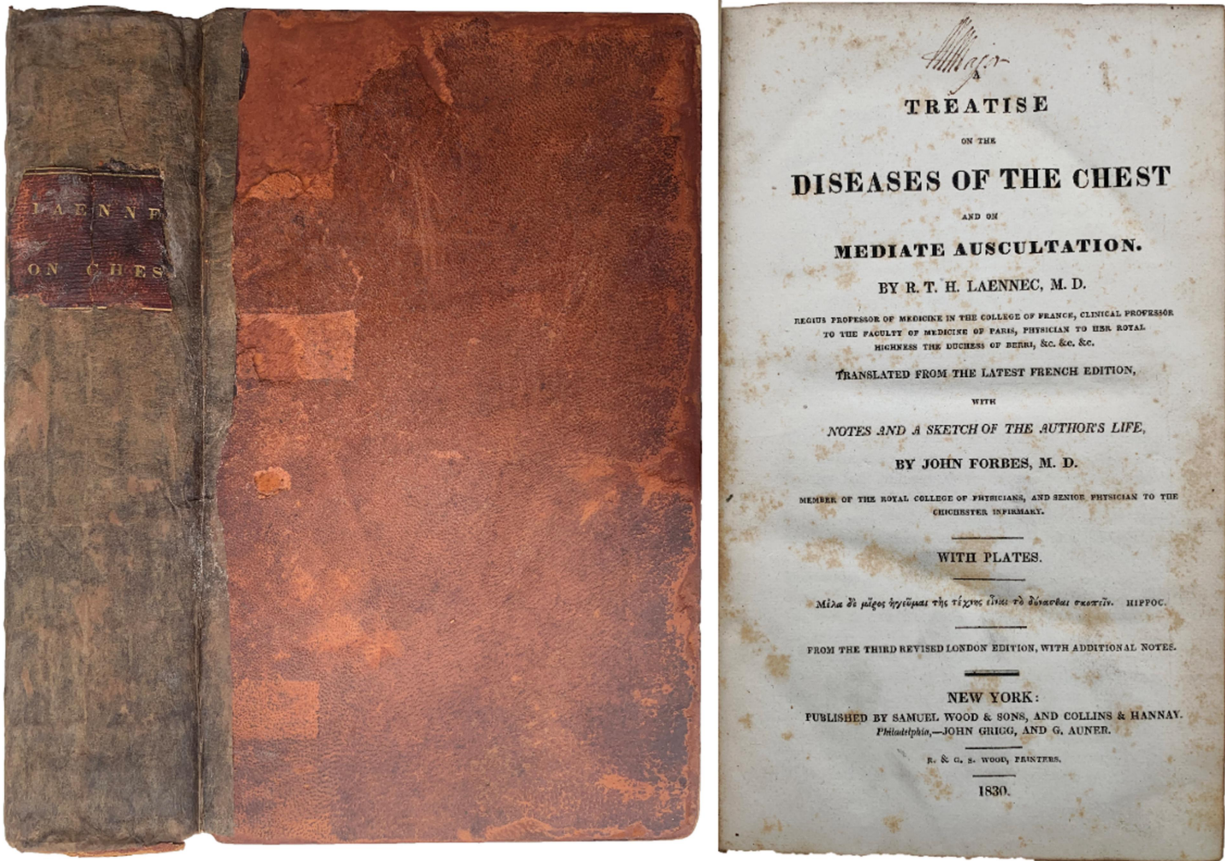
clothing needs. There are guidelines for caring for a newborn child whose mother died (including the use of feeding bottles and cleaning them). The author also stresses cleanliness for abandoned children whose public care is given to the hospice. Secondly being the diseases children are subjected to and some remedies for their condition. These include strangulation, cough, smallpox, convulsions, starving or malnourished children, worms, and venereal disease in infants.

Jacques Montain-Lambin, was a surgeon at l'Hôtel-Dieu de Paris, and professor of obstetrics, etc. He was active professionally from approximately 1798-1841. He also produced an obstetrics book issued in 1799 (this time using his full name on the title-page). In 1798-99, Montain-Lambin issued a similarly titled book "The Friends of Orphans", *L'Ami des Orphelins, ou Manuel des nourrices. Précis sur la manière d'élever les enfans du premier âge, et notamment ceux privés de la nourriture maternelle; suivi de quelques notes sur le traitement qui leur convient en état de maladie.*

Locations [2]: BL; The Royal Library, Copenhagen University Library.

Not in Grulee.

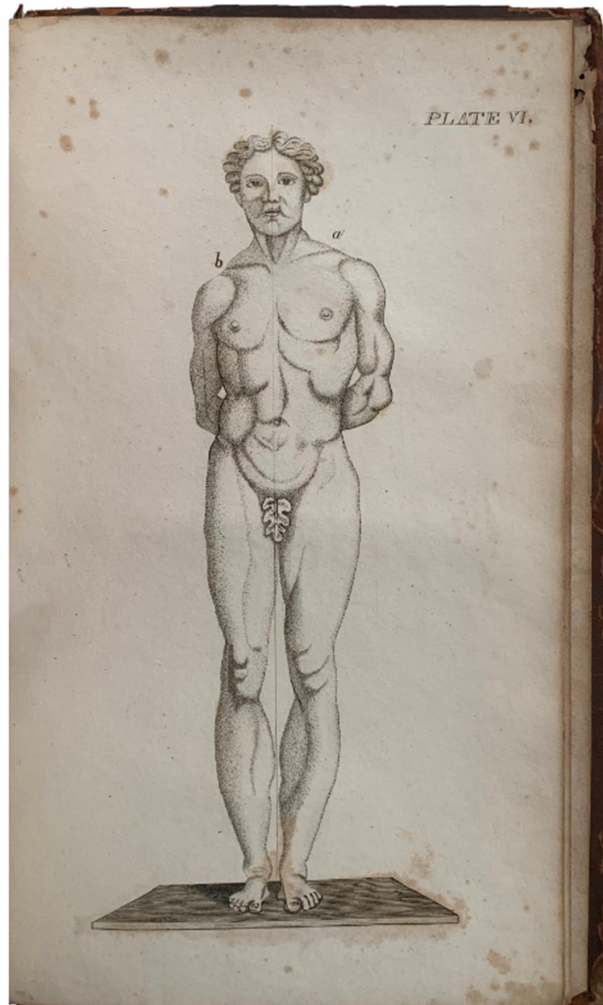
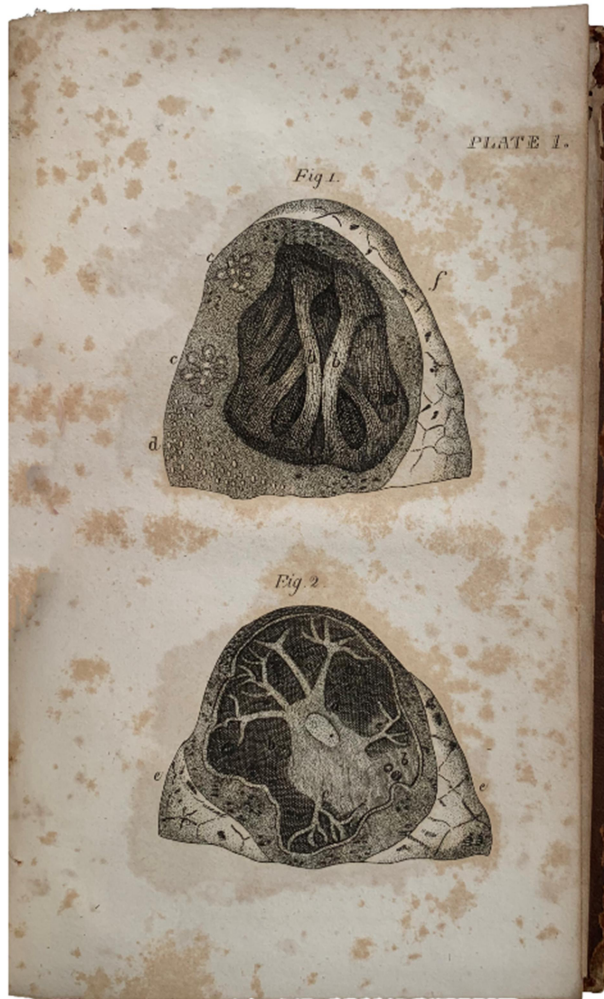




153. **LAENNEC, René Théophile Hyacinthe** (1781-1826). *A treatise on the diseases of the chest and on mediate auscultation ... translated from the latest French edition; with notes and a sketch of the author's life, by John Forbes, M. D. ...; with plates; from the third revised London edition, with additional notes.* New York: Published by Samuel Wood & Sons, and Collins & Hannay; Philadelphia: John Grigg, and G. Auner, 1830. ¶ Two parts in one [see p.545]. 23 cm. 8vo. xxviii, 736 pp. 8 engraved plates; foxed throughout. Original sheep; spine replaced with kozo. Ownership signatures of F. M.[?] Major. Good (a working copy).

\$ 65

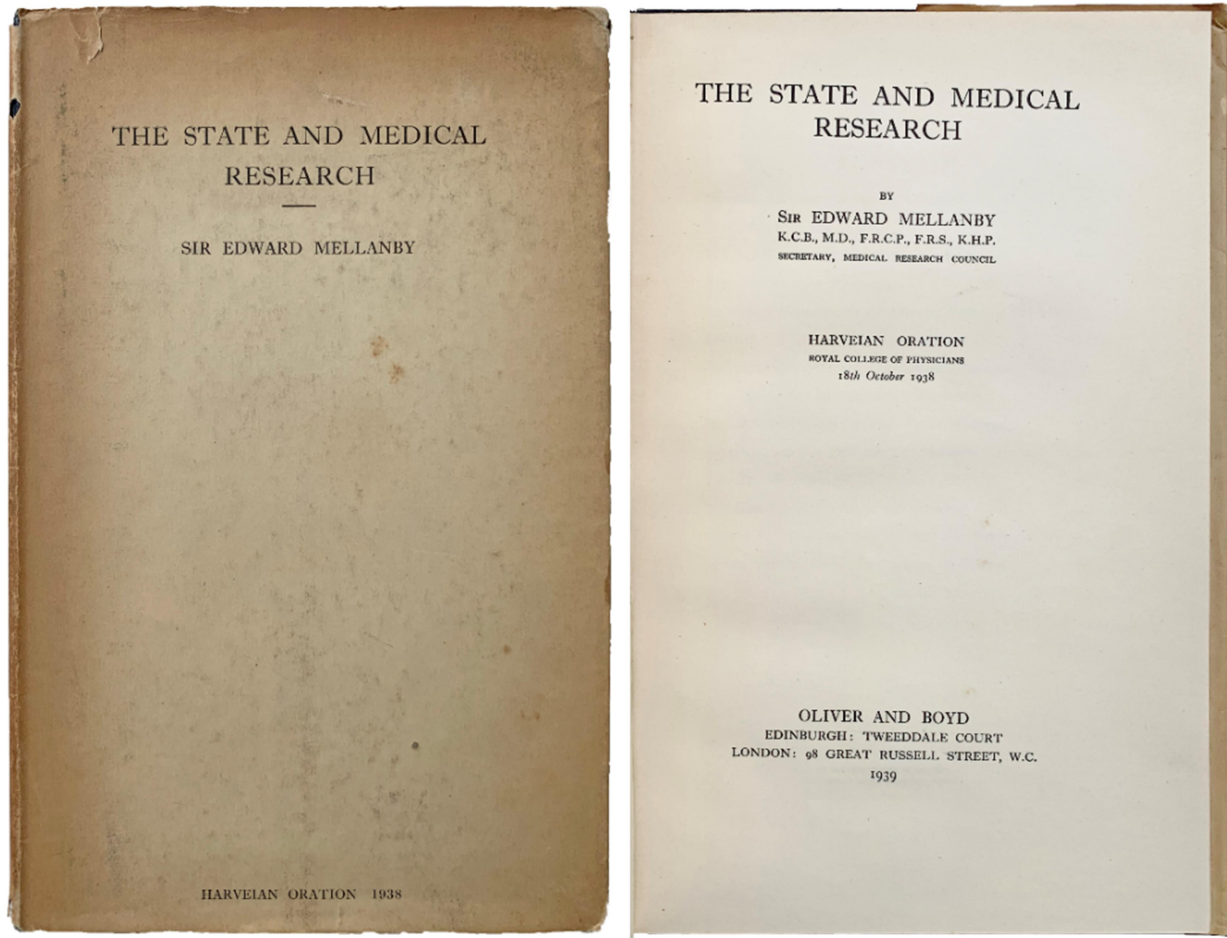
Laennec was the inventor of the modern stethoscope, an important advance in medical treatment. This edition was translated from the French by John Forbes, M. D., who added notes and a sketch of Laennec's life.



"This book revolutionized the study of diseases of the chest. Auscultation in the instrumental sense dates from Laennec's invention of the stethoscope (at first merely a roll of stiff paper) with a view to amplifying the sound of the heart's action. The work illustrates his wooden stethoscope, which could be purchased from the publishers, and which was advertised for sale on the original printed wrappers of the first edition. Laennec was considered the greatest teacher of his time on tuberculosis. Indeed, it was in elaboration of his investigation of the disease that he invented the stethoscope. He established the fact that all phthisis is tuberculous, described pneumothorax and distinguished pneumonia from the various kinds of bronchitis and from pleuritis. "Laennec's cirrhosis" – chronic interstitial hepatitis – is described ... Laennec died of tuberculosis at the early age of 45. English translation of the first edition by J. Forbes, 1821." – Garrison and Morton 2673, 3219, 3614.

“Garrison considers *De l'auscultation mediate*, the foundation stone of modern knowledge of diseases of the chest.” Osler 1325.


☞ Garrison and Morton 2673, 3219, 3614.



154. **MELLANBY, Sir Edward**, GBE KCB FRS FRCP (1884-1955). *The State and Medical Research., Harveian Oration*. Edinburgh: Oliver and Boyd, 1939. ¶ 8vo. 52 pp. Gilt-stamped cloth, printed dust-jacket; jacket a bit worn, dusty. Very good. Scarce in jacket.

\$ 65

Sir Edward Mellanby GBE KCB FRS FRCP discovered vitamin D and its role in preventing rickets in 1919.



Rare in Original Jacket

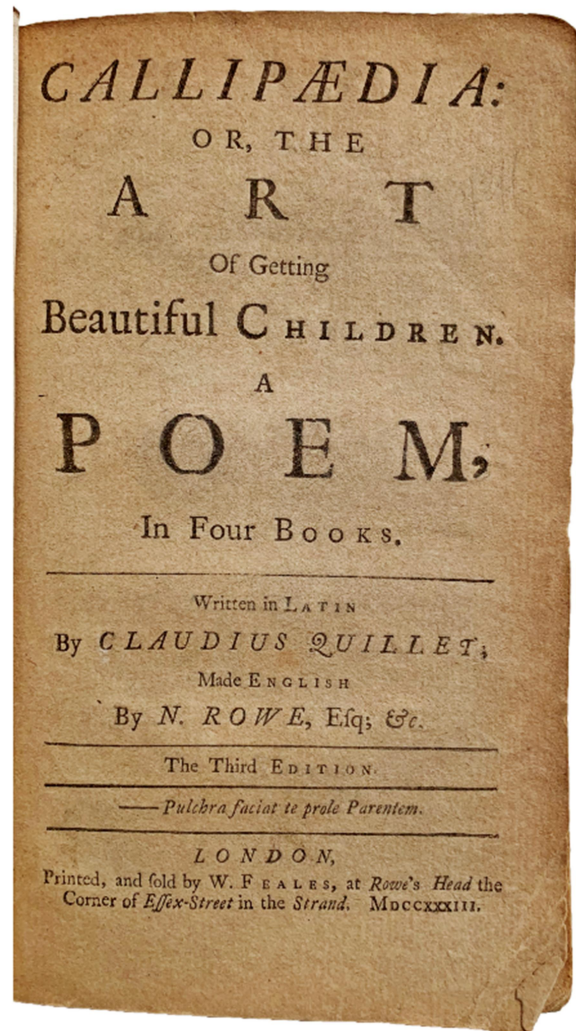
155. **OSLER, William, Sir** (1849-1919). *Bibliotheca Osleriana: a catalogue of books illustrating the history of medicine and science; collected, arranged, and annotated by Sir William Osler, Bt., and bequeathed to McGill University.* Oxford: Clarendon Press, 1929. ¶ 30 cm. 4to. xxxv, [1], 785, [1] pp. Title printed in red & black. Original navy blue gilt-stamped cloth, original printed dust-jacket; jacket mended. Ink annotation to front pastedown. Book is near fine.

\$ 750

FIRST EDITION of Osler's remarkable annotated library catalogue. Though it has been reprinted several times, this is by far the preferred issue as it is printed in a noble format, whereas the reprints are successively reduced in size (and readability).

“This enormous bibliography of over 7500 titles is the catalogue of Osler's magnificent library. It is probably the most complete well-annotated bibliography of medicine.” – Garrison and Morton 6772.





156. **QUILLET, Claudius** (1602-1661); **Nicholas ROWE**. *Callipaedia: or, the art of getting beautiful children: a poem in four books. Written in Latin ... made English by N. Rowe, esq; &c. The third edition.* London: Printed, and sold by W. Feales, 1733. ¶ 16 cm. [xxii], [7]-144 pp. Decorative wood engravings at the beginning of each book. Later marbled wrappers; first few corners turned. Good +.

\$ 125

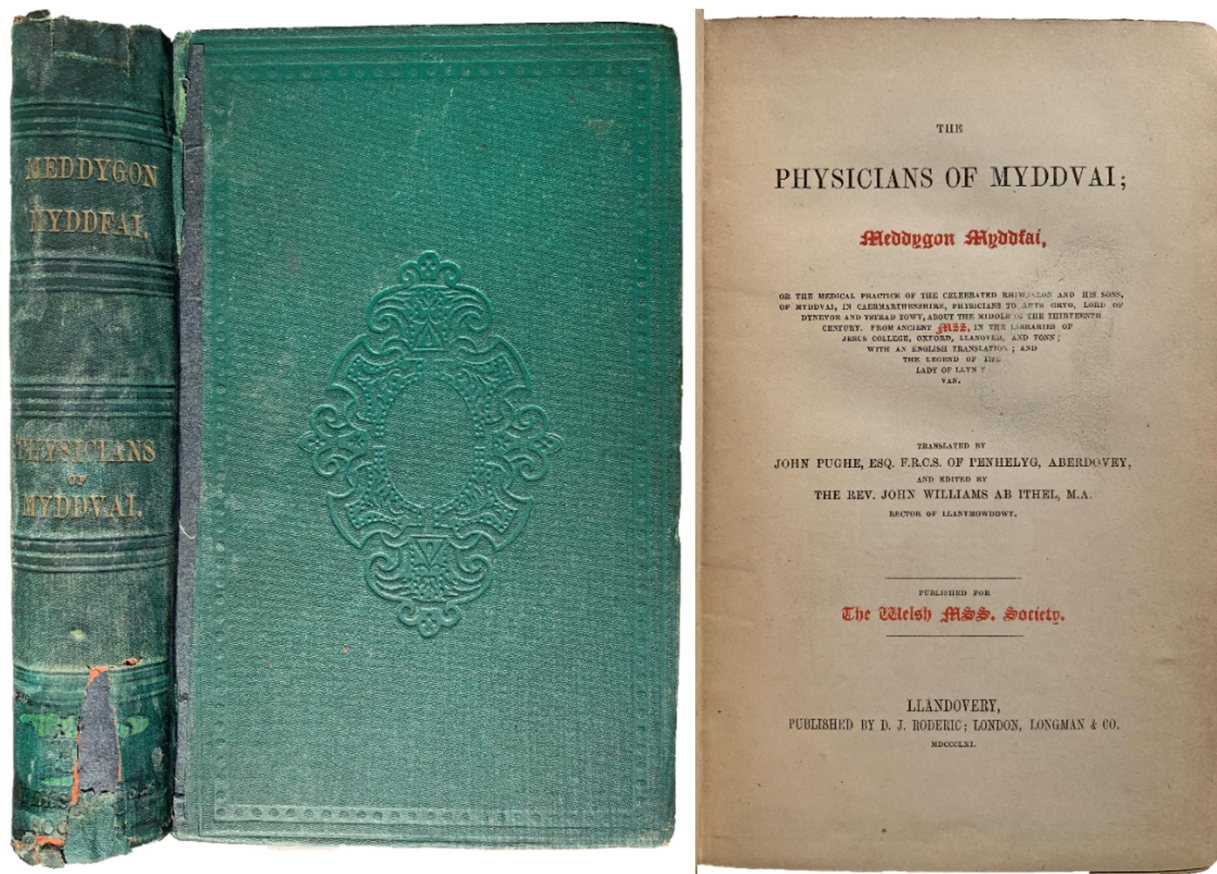
Translated from: *Callipaedia, seu, De pulchrae prolis habendae ratione*. This copy contains the complete four "books" or parts, of this poem. Also contains a life of the author by Bayle. This poetic work was originally written in Latin

and satirized Mazarin; but on account of the latter's kindness, the satire was changed to eulogy in a second edition.

WorldCat shows this printing with 4 plates and two appendices, none present in this copy. There should be 162 pages, 4 leaves of plates. Thereby lacking are: Quillet's Epistle to Eudoxus (p. 145-153)--and his Elegy on the death of Gassendus (p. 155-162).

Claude Quillet [also known as Calvidius Lætus] (1602-1661), French physician, born in Touraine, is respectfully given the position of being 'one of the best modern Latin poets.' *Biographie Universelle*, XVI, pp. 148-149.

[157]



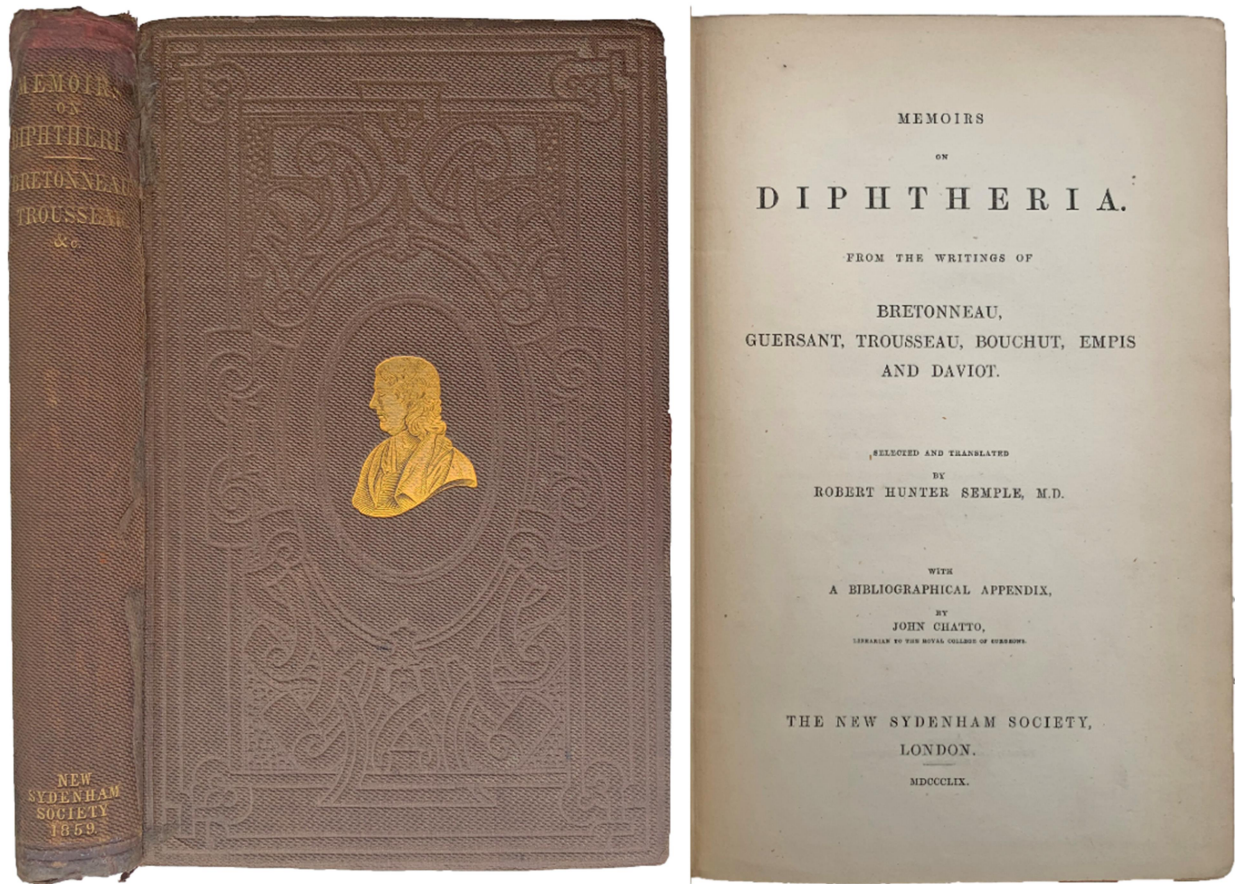
The Birth of Modern Medicine – A Legend of Welsh Origin

157. **[Wales] Rhivallon; Society for the Publication of Ancient Welsh Manuscripts.** *The Physicians of Myddvai; Meddygon Myddfai; Meddygon Myddfai, or the medical practice of the celebrated Rhivallon and his sons, of Myddvai, in Caermarthenshire, physicians to Rhys Gryg, Lord of Dynevor and Ystrad Towy, about the middle of the thirteenth century, from ancient Mss. in the libraries of Jesus College, Oxford, Llanover, and Sonn; with an English translation; and the Legend of the Lady of Llyn y Van. Translated by John Pughe ... and edited by The Rev. John Williams Ab Ithel, M.A. Published for The Welsh Mss. Society. Llandovery: D.J. Roderic; London: Longman, 1861.*

¶ 8vo. xxx, 470 pp. Title printed in red & black. Index. Original full blind-stamped green cloth, gilt-spine; heavily worn, kozo repairs. Good.

\$ 50

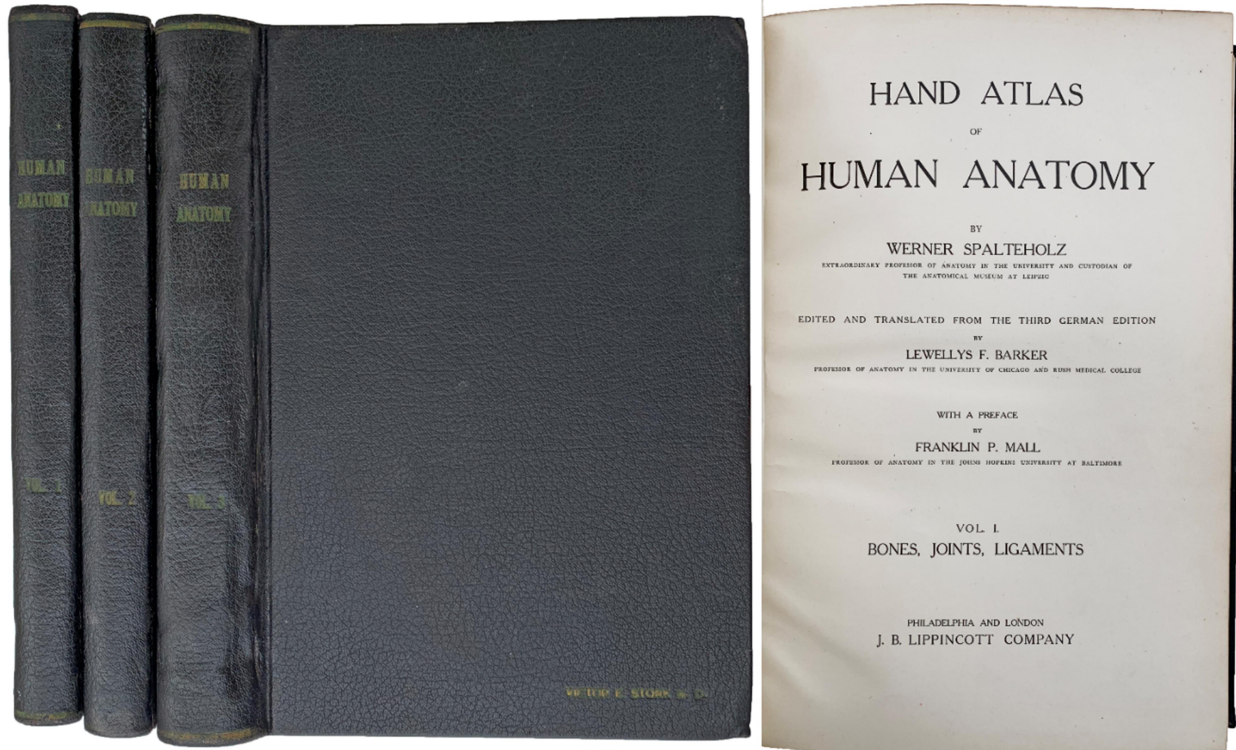
This volume records the legendary tales of ancient Wales: The Lady of the Lake (a young sheep herder falls in love with her), and the three sons these two have as a couple. As the story goes, the sons all become famous physicians and with their efforts is born modern medicine – this according to ancient Welch legends involving *The Lady of the Lake* and *The Physicians of Myddvai*. [If you are interested in a 2 ½ page synopsis I can send it by e-mail request].



158. **SEMPLÉ, Robert Hunter** [selection & translated by]. *Memoirs on Diphtheria. From the writings of Bretonneau, Guersant, Trousseau, Bouchut, Empis and Daviot. Selected and tr. by Robert Hunter Semple, M.D. With a bibliographical appendix by John Chatto.* London: The New Sydenham Society, 1859. ¶ 8vo. 407 pp. Index. Original blind and gilt-stamped cloth; extremities worn, some kozo repairs. Ownership signature of E. B. Krumbhaar, M.D., Dept. of Pathology, University of Pennsylvania. Good.

\$ 15

PROVENANCE: Edward Bell Krumbhaar, M.D., Dept. of Pathology, University of Pennsylvania, "was a distinguished pathologist and cardiac physician, as well as one of Philadelphia's leading historians of medicine. A founder of both the Section on Medical History of the College of Physicians and the American Association of the History of Medicine (AAHM), Krumbhaar also served as president of the College and of the AAHM. The E.B. Krumbhaar papers covers Krumbhaar's accomplishments and contributions to pathology and cardiac physiology from the early to mid-twentieth century. This collection contains Krumbhaar's research files, administrative records related to organizations and institutions in which he was involved, correspondence, and medical writings. Particular strengths include documentation of Krumbhaar's research on pathology, the founding of the American Association for the History of Medicine in 1930 and 1931, his service as President of the College of Physicians of Philadelphia from 1939 to 1942, his professorship of Pathology at the University of Pennsylvania from 1927 to 1942, and his translation of Arturo Castiglioni's History of Medicine in 1941." – Philadelphia Area Archives Research Portal (PAARP).

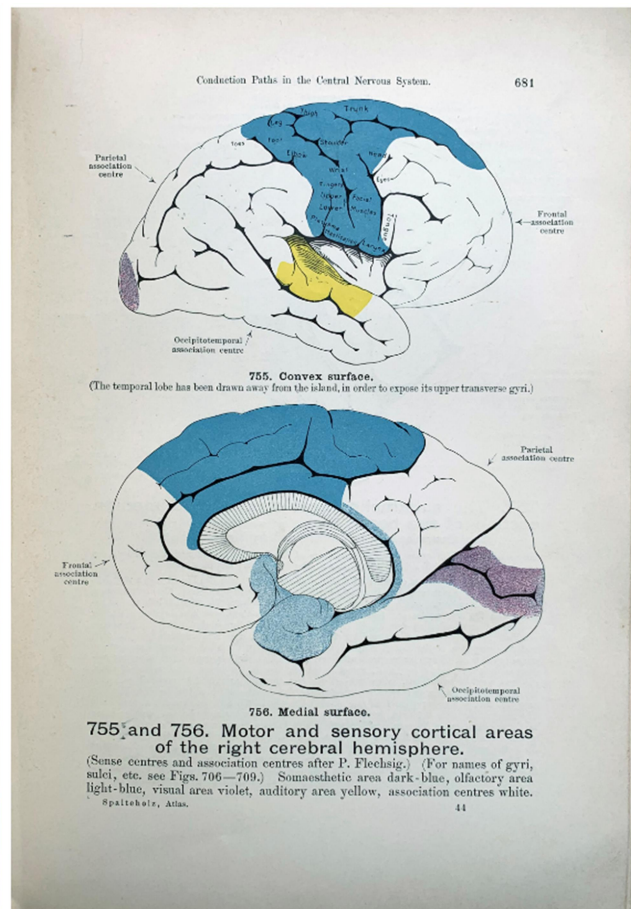
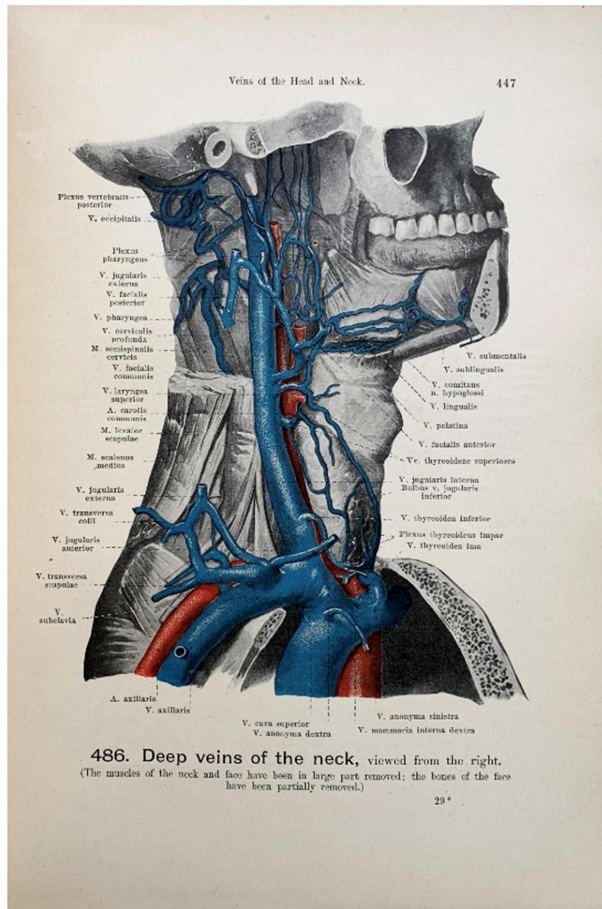


159. **SPALTEHOLZ, Werner** (1861-1940). *Hand atlas of human anatomy. Edited and translated from the third German edition by Lewellys F. Barker...*; vol. I. *bones, joints, ligaments*. [vol. II. *regions, muscles, fasciae, heart, blood vessels*. vol. III. *Viscera, brain, nerves, sense-organs*]. Philadelphia and London: J. B. Lippincott, 1903. ¶ 3 volumes. 27 cm. Small 4to. vi, [2], 235, [1]; 237-475, [1]; [6], 477-872 pp. Illus. throughout. Rebound in black gilt-stamped cloth, with stamped name on upper covers: Victor E. Stork. Very good.

\$ 65

"Werner Spalteholz's *Handatlas der Anatomie des Menschen* is one of the most elegantly illustrated anatomical atlases of all time. Originally published in Leipzig as three volumes from 1895 to 1903, the atlas is still widely used and remains highly regarded by many. The atlas was remarkably popular during the first half of the 20th century, especially the English version in North America and the UK. Unfortunately, the original illustrations and printing plates for the work disappeared following the Second World War and their fate remains a mystery. And, in spite of the atlas's popularity, little is known to the men who prepared the artwork for Spalteholz. It is commonly believed that Max Brödel contributed illustrations to the atlas, but a close examination of the work does not confirm this. A century after its inception,


Spalteholz's atlas remains a classic milestone in the history of anatomical illustration." – Williams, D.J., "The history of Werner Spalteholz's Handatlas der Anatomie des Menschen." *J Audio Media Med.* 1999 Dec;22(4):164-70.



CONTENTS: Volume I: Bones, Joints, Ligaments; Volume II: Regions, Muscles, Fascia, Heart, Blood-Vessels; Volume III: Viscera, Brain, Nerves, Sense-Organs.

PROVENANCE: Victor E. Stork MD, (ca.1883-1979) graduated from the College of Physicians and Surgeons, 1909. For many years he worked closely with Dr. Guy Cochran. "Before his retirement in 1950, he was Chief of Staff, Children's Hospital, Los Angeles, Clinical Professor of Pediatrics at U.S.C. Medical School and President of the Southwest Pediatric Society." – Augustus C. Long Health Sciences Library of Columbia University. The Victor E. Stork award "for continued excellence", is issued by Children's Hospital Los Angeles, honors highly achieving pediatricians. See: Margaret L. Davis, *Children's Hospital and the Leaders of Los Angeles: The First 100 Years.*

EXTRA POSTAGE WILL APPLY.



160. **VESALIUS, Andreas** (1514 - 1564). *De humani corporis fabrica*. Bruxelles, Belgium: Editions Culture et Civilisation, 1964. ¶ Folio. [10], 659 [i.e. 663], [37] pp. Profusely illustrated (some folding plates). Full tannish-orange cloth with gilt-stamped red spine labels; spine call number neatly painted over. Ex-library bookplate (LACMA). Very good.

\$ 175

Facsimile of the original 1543 edition, published in full size.

"Published when the author was only 29 years old, the *Fabrica* revolutionized not only the science of anatomy but how it was taught. Throughout this encyclopedic work on the structure and workings of the human body, Vesalius provided a fuller and more detailed description of the human anatomy than any of his predecessors, correcting errors in the traditional anatomical teachings of Galen. Even more epochal than his criticism of Galen and other medieval authorities was Vesalius's assertion that the dissection of cadavers must be performed by the physician himself."

"As revolutionary as the contents of the *Fabrica* and the anatomical discoveries which it published, was its unprecedented blending of scientific exposition, art and typography." – Garrison and Morton, 375.

RECENT CATALOGUES

60+ Catalogues are showing on: WEBERRAREBOOKS.COM. Here are the latest issues: [all PDF & downloadable].

238: CATALOGUE 238: Rare Books in the Medical Sciences; Anesthesia, Chinese & Mexican Medicine, Dentistry & Dental Instruments, George Dock Offprints, Medical Bibliography, Medical Education, Letters & Poems, Neurosurgery, Opium & Cocaine

237: THE LIBRARY OF FREDERICK A. FRYE: HISTORICAL PEDIATRICS

236: Rare Books in Medical History, Animisme et Spiritisme, & Medical Oddities: The Library of Philip K. Wilson. [H]

235: "35 Weiss Books": Weber's 'Newly Illustrated' Rare Books

234: OR HOW BOOKS GET 'THE GHOST' – cover art adapted from that of John Leech, "The Ghost".

233: FORE-EDGE PAINTINGS: THE HIDDEN ART [B]

232: California Farrago

231: 36 Weiss Books (science).

230: FORE-EDGE PAINTINGS: THE HIDDEN ART [A]

229: Wonders: Rare Books in Medical History, Animisme et Spiritisme, Medical Oddities: The Library of Philip K. Wilson

228: Ulrich Hacker MD - Rare Books in Pediatrics & Medical History

227: The Library of Richard Weiss: Astronomy - Geography - Mathematics - Natural Science - Optics - Physics

226: Ulrich Hacker MD - Library of Rare Pediatrics & Medical History

225: Ulrich Hacker MD - Library of Rare Pediatrics & Medical History

224: The Middle East: Persia & More

223: The Library of Richard Weiss (continued)

- 222:** 22 Books: from the 16th to 19th centuries: Agriculture, Chemistry, Distillation, Economics, Herbology, Italy, Mathematics, Medicine, Monsters, Natural Science, Philosophy, Physics, Roman Military & Gladiators
- 221:** Animisme et Spiritisme; Medical Oddities & Ghosts
- 220:** "An Idiot's Fugitive Tracts on Science": Astrophysics, Arab Scientific Tradition, Latin Classics, Jewish Theology, Ancient Jokes, Math, Physics, UFOs.
- 219:** The Flowers of the Sky & the Magic of the Earth.
- 218:** Medical History of Pediatrics: Mostly from the library of Frederick A. Frye, MD.
[Part II].
-

¶ **ORDERING:** To order a book from this catalogue, please contact the firm by email, phone, or letter. Prompt attention is paid to phone calls and emails. Shipping, handling & insurance are extra. All items guaranteed as described. Inquiries welcome.

On the web: **WEBERRAREBOOKS.com**
Many items listed with photographs; additional photos on request.

JEFF WEBER RARE BOOKS

1815 Oak Ave, Carlsbad CA 92008

Phone: 323 333 4140
weberbks@pacbell.net

MEMBER: ABAA ILAB

