



Ulrich Hacker, MD

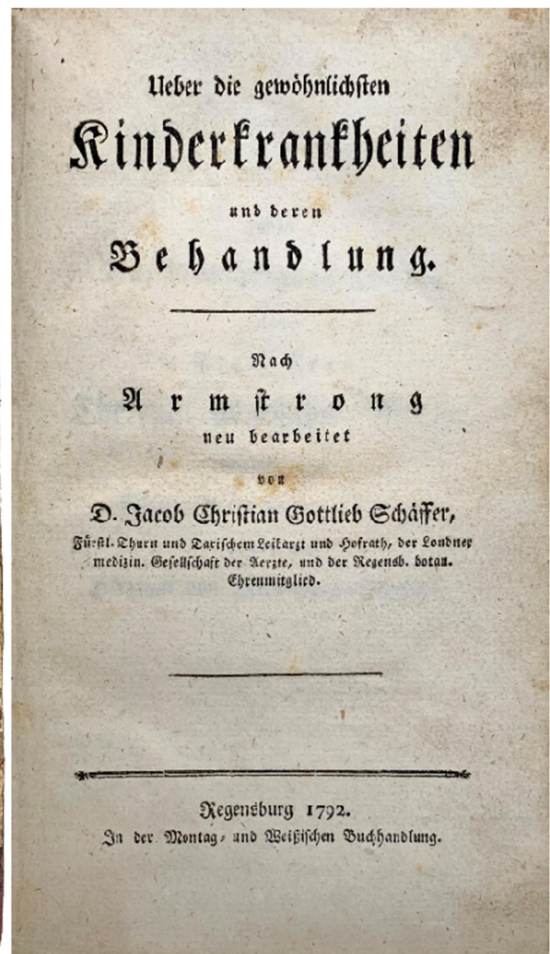
LIBRARY OF RARE
PEDIATRICS

(with additions &
medical history)

CATALOGUE 226

WEBER RARE BOOKS

PLEASE NOTE MORE PICTURES ARE SHOWING OF THESE BOOKS AT
WEBERRAREBOOKS.COM



49. **ARMSTRONG, George** (1719-1789); **SCHÄFFER, Jacob Christian Gottlieb** (1752-1826). *Ueber die gewöhnlichsten Kinderkrankheiten und deren Behandlung. Nach Armstrong neu bearbeitet.* Regensburg: Montag und Weiß, 1792. 8vo. Ownership signature of Baetge 1798. ¶ 8vo. [10], [IX]-XXXVIII, 214 pp. Original half calf, marbled boards, spine stamped with gilt and bearing a leather spine label; rubber. Front free endpaper perforated with "PDV & C", a watermark. Very good. Rare.

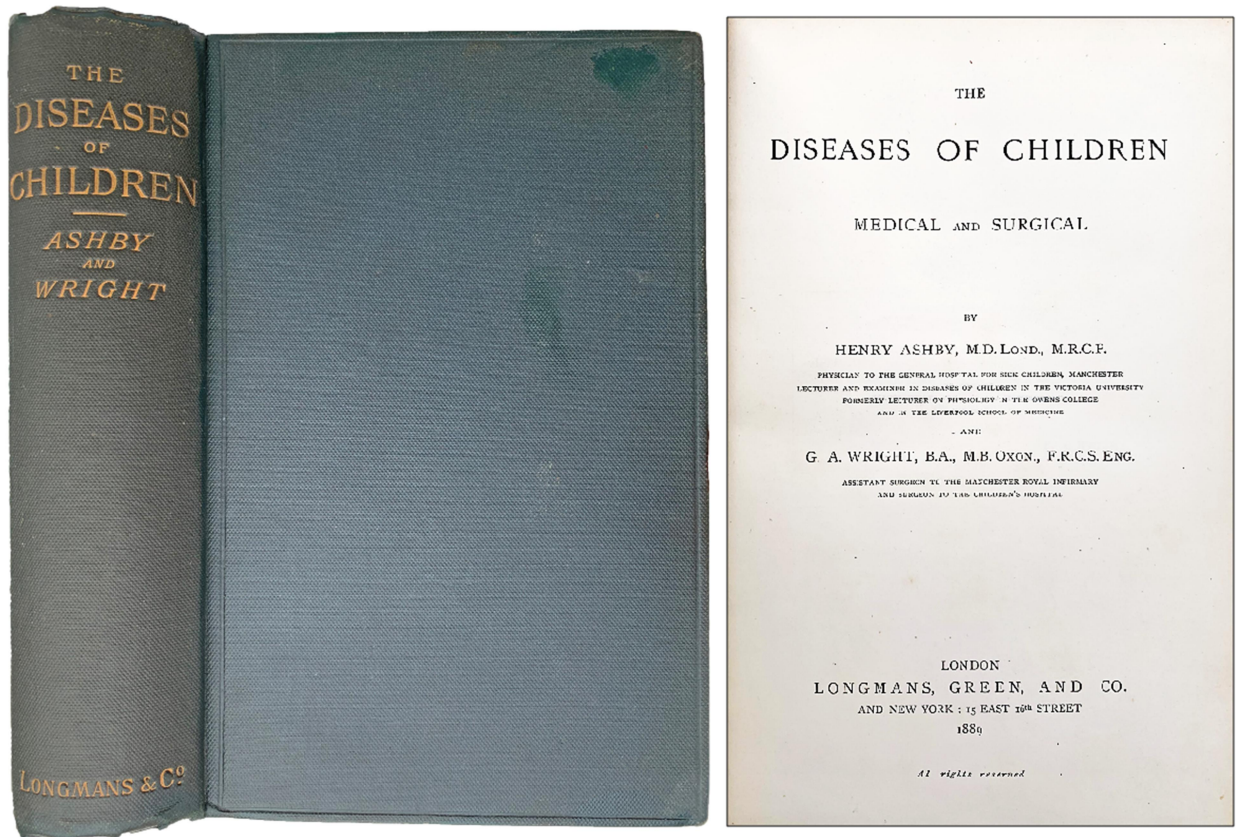
\$ 145

First edition, of this edition edited by Schaffer. Armstrong's book, *An Account of the Diseases most incident to Children*, was first issued in 1777. The work is dedicated to

Mrs. Theresia Mathildis Amalia, the married hereditary princess of Thurn and Taxis, etc.

Armstrong, considered by some as the father of modern pediatrics, founded the first dispensary for children in Europe, and in London (1769). Still affirms that this led to the founding of the first children's hospitals.

∞ Grulee 571; Still, *History of Pediatrics*, pp. 417-425.



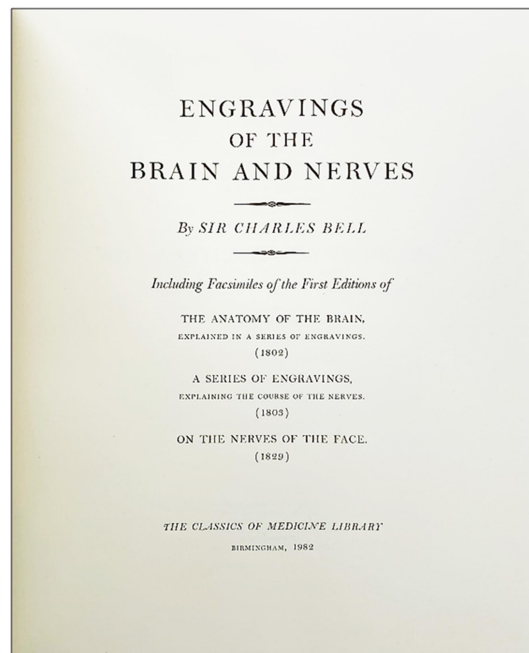

50. **ASHBY, Henry** (1845-1908); **George Arthur WRIGHT** (1851-1920). *The Diseases of Children; Medical and Surgical*. London: Longmans, Green, 1889. ¶ 8vo. xix, [1], 681, [1] pp. 138 figures, index. Original full navy blue gilt-stamped cloth. A clean copy. Very good +.

\$ 165

First edition. A fifth edition was issued in 1905. This might be among the first medical textbooks or treatises on the diseases of children that specifically addresses surgery for children's health.

Professor Wright was consulting surgeon to the Royal Infirmary Manchester. He graduated from Oxford, attending Guy's Hospital. He became F.R.C.S. in 1878. "With children he was a universal favourite and the surgery of childhood was his main preoccupation." He wrote a work on *Hip Disease in Childhood* (1887). This work, with Ashby, was Wright's most famous work. "'Ashby and Wright' . . . was by far the best book on pediatrics in that generation. He was particularly interested in tuberculous disease in bone and was one of the first to treat spinal abscess by evacuation without drainage." – Brockbank, pp.89-90.

☞ Abt-Garrison, *History of Pediatrics*, pp. 102-3. See: Grulee 777-8 (later editions); William Brockbank, *The Honorary Medical Staff of the Manchester Royal Infirmary, 1830-1948*. For Ashby, see DNB (2nd supplement).



[51] BELL



51. **BELL, Charles** (1774-1842). *Engravings of the Brain and Nerves; Including Facsimiles of the First Editions of The Anatomy of the Brain Explained in a Series of Engravings (1802); A Series of Engravings Explaining the Course of the Nerves (1803) On the Nerves of the Face (1829)*. Birmingham: Classics of Medicine Library, 1982. ¶ 4to. vii, 330 pp. Plates (some folding). Blue gilt-stamped leatherette, a.e.g. Fine.

\$ 25

Reprinting the editions of 1802, 1803, 1829. Includes the separate pamphlet.

"In this work Bell displays both his descriptive and artistic capabilities. The twelve aquatint plates (eleven of them hand-colored) were engraved by Thomas Medland after Bell's own drawings and constitute what is probably Bell's most beautiful work on neuroanatomy and one of the most beautifully illustrated in the entire literature." [Heirs of Hippocrates, 1297 (1802 edition)].

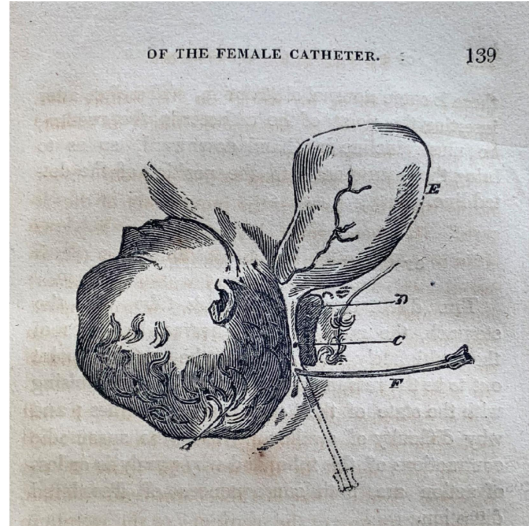


"This is a continuation of the work of Sir Charles' elder brother John's Engravings of the bones, muscles and joints. As with all of Bell's work, the nine plates in this volume are engraved after the author's own drawings and are notable for their detail and accuracy." [Heirs of Hippocrates, 1298 (1803 edition)].

52. **BELL, Charles** (1774-1842). *A System of Operative Surgery, founded on the basis of anatomy. Vol. 1* [only, of 2]. Hartford: George Goodwin and Sons, 1816. ¶ 8vo. [2], v, [1], [xi]-xvi, xxii, [4], 408 pp. 8 plates, figures. Original full sheep, leather spine label (well worn); covers present and holding by cords, worn. As is.

\$ 20

Second American, from the last London edition.





[52] BELL


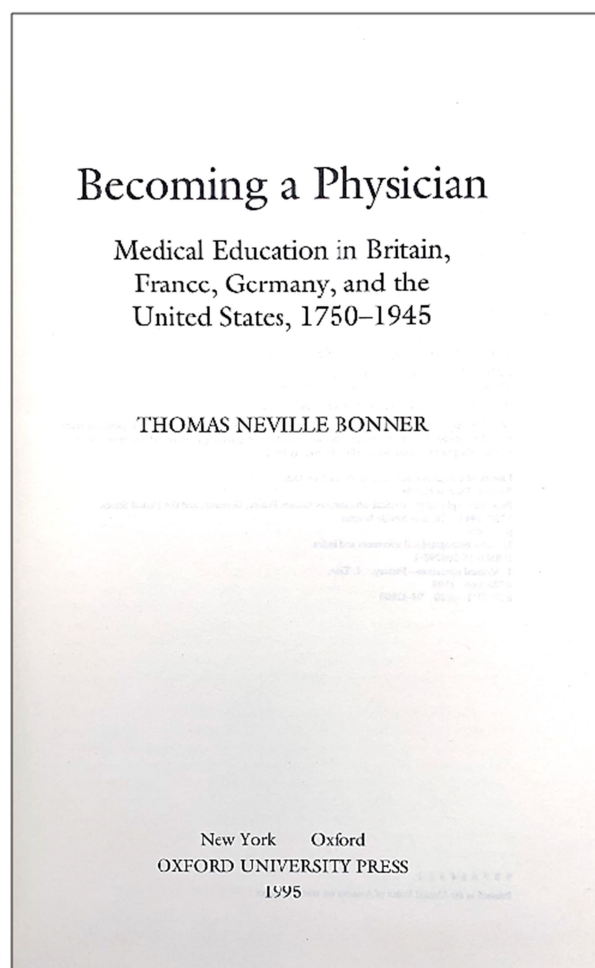



Abb. 35 Fortgeschrittener Lupus vulgaris mit frischen Herden im Bereich der Stirn und des Kinns

53. **BOHNSTEDT, Rudolf Maximilian** (1900-1970). *Dermatologie Bildband*. Köln-Mülheim: Tropon-Werke, 1975. ¶ 8vo. Series: *Medizin von heute*, 21. [100] pp. 94 illustrations (some color). Orange & white printed wrappers. Ownership signature of Ulrich Hacker. Fine.

\$ 5

Atlas of photographs showing dermatological manifestations.



54. **BONNER, Thomas Neville** (1923-2003). *Becoming a Physician: Medical Education in Britain, France, Germany, and the United States, 1750-1945*. New York & Oxford: Oxford University Press, 1995. ¶ 8vo. xii, 412 pp. Index. Cloth, dust-jacket; spine faded. Ownership signature of Ulrich Hacker. Very good.

\$ 15

First edition. "A stellar work." – Edward Lurie. A "comprehensive" history of medical education.

Thomas Neville Bonner was professor emeritus at the University of Chicago and a leading historian of medicine.

☞ See: Edward Lurie, *In Memoriam: Thomas Neville Bonner, 1923–2003*. *Journal of the History of Medicine and Allied Sciences*, Volume 59, Issue 2, April 2004, Pages 290–292.





55. **BRUNN, Walter Albert Ferdinand** (1876-1952). *Kurze Geschichte der Chirurgie*. Berlin: Julius Springer, 1928. ¶ 8vo. IV, [2], 339, [3] pp. 317 figures, index; rather frequent pencil marginalia (by M.G. Seelig). Original full navy gilt-stamped cloth. Ownership signatures of M.G. Seelig; Ulrich Hacker. Very good.

\$ 20


First edition. A fine history of surgery, by Brunn, who was himself trained and worked as a surgeon (see below).

"As a hospital physician during World War I, he lost an arm as the result of a septic infection, thus ending his career as a surgeon." From 1934 to 1950 Brunn "was director of the Karl Sudhoff-Institut für Geschichte der Medizin und der Naturwissenschaften (Karl Sudhoff Institute for the History of Medicine and Natural Sciences) at Leipzig. From 1947 to 1951 he was vice-president of the Deutsche Akademie der Naturforscher Leopoldina." [Wikip.].



PROVENANCE: Major Gabriel Seelig (1874-1953), St. Louis; Ulrich Hacker.

Seelig "was born in Helena, Arkansas. He received an A.B. at Harvard University in 1896. Seelig then received his medical degree in 1900 from the College of Physicians and Surgeons at Columbia University. From 1903 to 1904 he did postgraduate work at the University of Berlin where he studied the history of medicine with Julius Pagel. Seelig took a position as Instructor of Anatomy at St. Louis University in 1908, and he was later promoted to Professor of Anatomy. During World War I, Seelig served in the Medical Corps of the U.S. Army from 1917 to 1919. After the war, he joined the faculty of Washington University School of Medicine where he served as Professor of Clinical Surgery. He held this position until his retirement in 1947. In addition to his professorship at Washington University, he was Chief of Surgery at Jewish Hospital from 1917 to 1931 and a founder of People's Hospital in 1918. Seelig was also the Director of Research at the Barnard Free Skin and Cancer Hospital from 1931 to 1940, and he served as head of pathology from 1940 to 1947." - Bernard Becker Medical Library, Washington University, St. Louis.

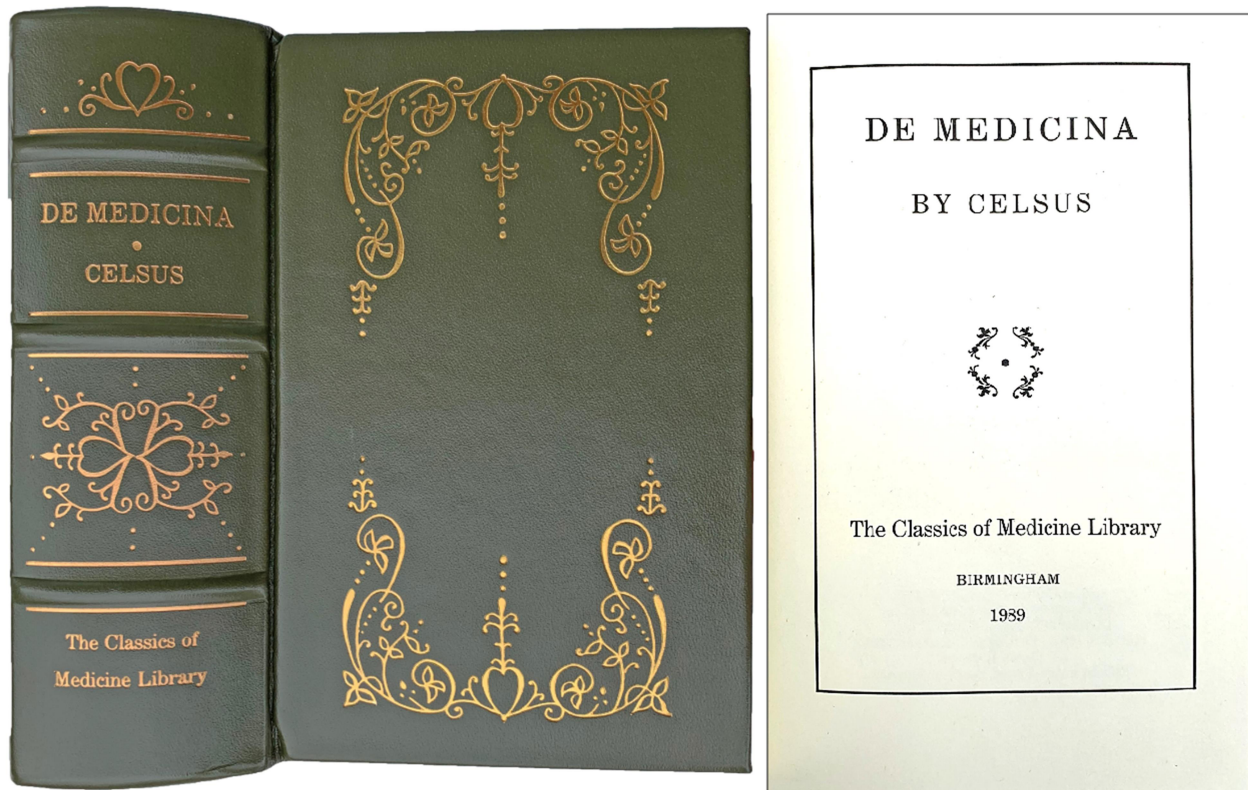


56. **BUNJES, Werner E.** *Medical and Pharmaceutical Dictionary. English-German.* Stuttgart: Georg Thieme, 1974. ¶ 8vo. XXVII, [1], 556, [4] pp. Thumb-indexed. Blue cloth. Ownership signature of Ulrich Hacker. Very good.

\$ 5

Third enlarged and completely revised edition.





Complete 3-part Translation

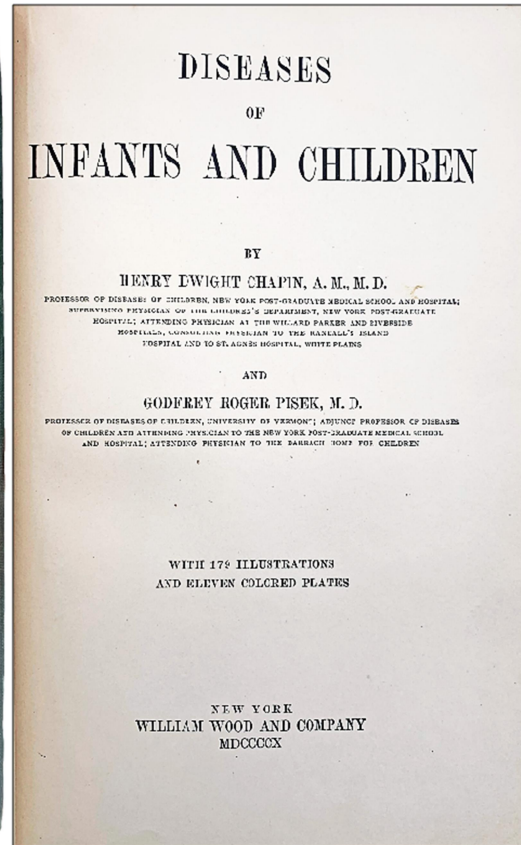
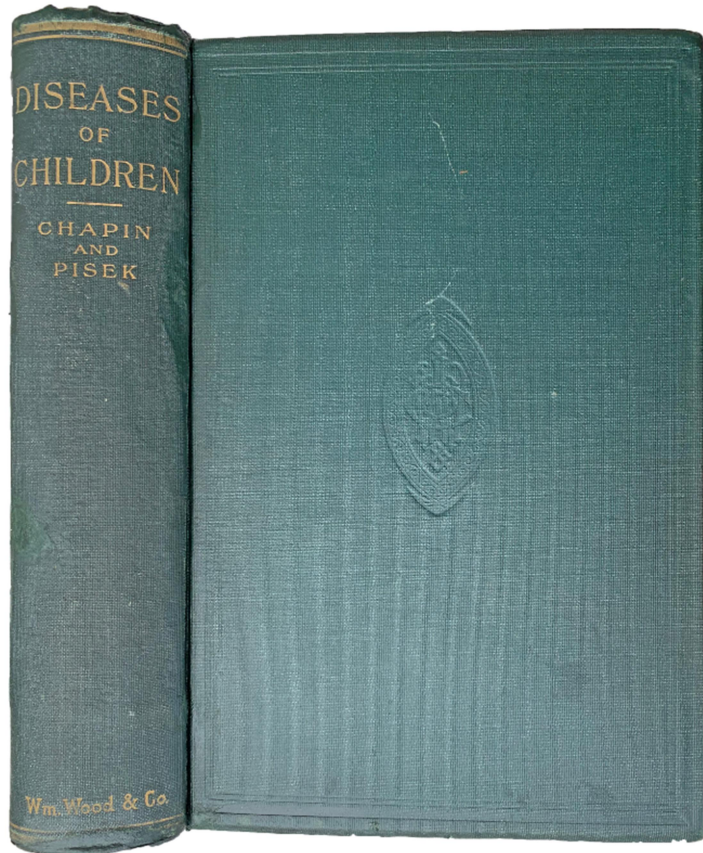
57. **CELSUS, Aulus Cornelius** (c. 25 BC–c. 50 AD). *De Medicina*. With an English translation by W. G. Spencer. [3 volumes in 1]. Birmingham: Classics of Medicine Library, 1989. ¶ 3 volumes in 1. Small 8vo. xiv, 499; lxxvii, 291; 295-649 pp. Index. Olive gilt-stamped leatherette, a.e.g. Fine.

\$ 16

Reprinted from the Harvard Loeb Classics, 1938.

"The *De Medicina* is a primary source on diet, pharmacy, surgery and related fields, and it is one of the best sources concerning medical knowledge in the Roman world." [Wikip.].

☞ See: Garrison and Morton 20 [1478 edition].



58. **CHAPIN, Henry Dwight** (1857-1942); **Godfrey Roger PISEK** (1873-19). *Diseases of Infants and Children*. New York: William Wood, 1910 [1909]. ¶ 8vo. xv, [1], 609, [1] pp. 179 illustrations, 11 colored plates, index. Original full blind- and gilt-stamped dark green cloth; kozo repairs to suit. Ownership signature of Boyd Osborne. Very good.

\$ 40

First edition. Pease calls Chapin, a Puritan, "the first socially conscious American pediatrician." He attended Princeton, taking his medical degree (1881). He entered The College of Physicians and Surgeons in 1879. "Pediatrics in 1885 was the unwanted foster child of internal medicine. The subject was not taught at medical school except as an unescapable incidence of general medicine. The physicians of the period unashamedly confessed that 'granny' knew more about babies than they [doctors] did. Babies commonly were regarded as wet, smelly bits of humanity bits of humanity who lived or died, as the case might be, under the providence of God. The doctors who attempted to confine their practice to small children were disrespectfully and rather scornfully called 'baby doctors.' As a matter of fact, pediatrics for more than a score of years commonly travelled under the



pseudonym of diseases of children. It was not until the 1930's that pediatrics became a commonly accepted word to define the specialist in the care of children." [Pease].

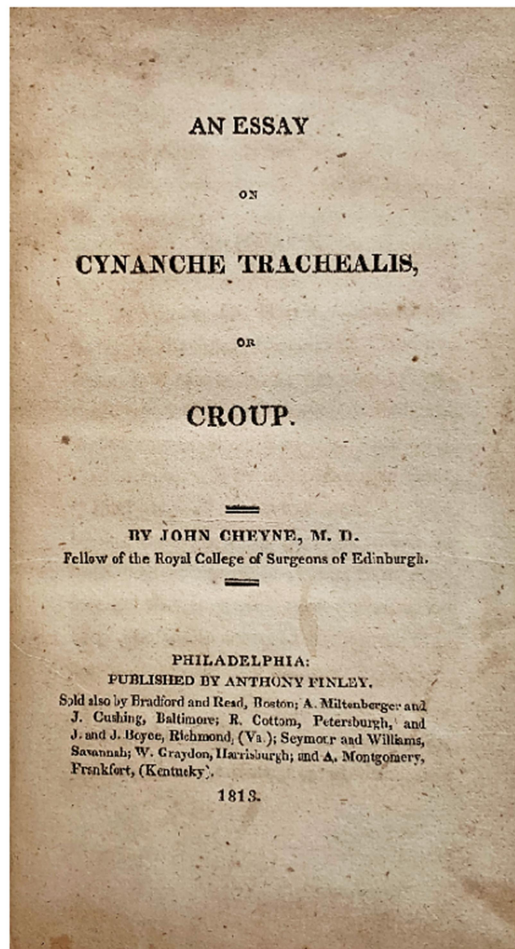

PROVENANCE: Dr. Porter Boyd Osborne, D.O. [osteopathic physician], Latrobe, Pennsylvania [fl. ca. 1954].

∞ Abt-Garrison, *History of Pediatrics*, pp. 142-3; Grulee 1618; Levinson, p. 108; Veeder, *Pediatric Profiles*, pp. 68-77. See: Pease, Marshall Carleton, *Henry Dwight Chapin (1857-1942)*. *Journal of Pediatrics*. 1955 Mar; 46(3): pp. 348-57; Brush, Frederic, *Tributes to Godfrey Roger Pisek, M.D., Sc.D.* Philadelphia : F.A. Davis, 1921.



Measles, showing typical eruption.





59. **CHEYNE, John** (1777-1836). *An Essay on Cynanche Trachealis*. [BOUND WITH]: *An Essay on the Bowel Complaints of Children, more immediately connected with the biliary secretion, and particularly of atrophica ab lactatorum, or weaning brash*. Philadelphia: Anthony Finley, 1813. ¶ Two works in one vol. Small 8vo. 110; 111, [1] pp. Original full sheep, rebacked with black cloth, dark red gilt-stamped spine label; rubbed. Good.

\$ 175

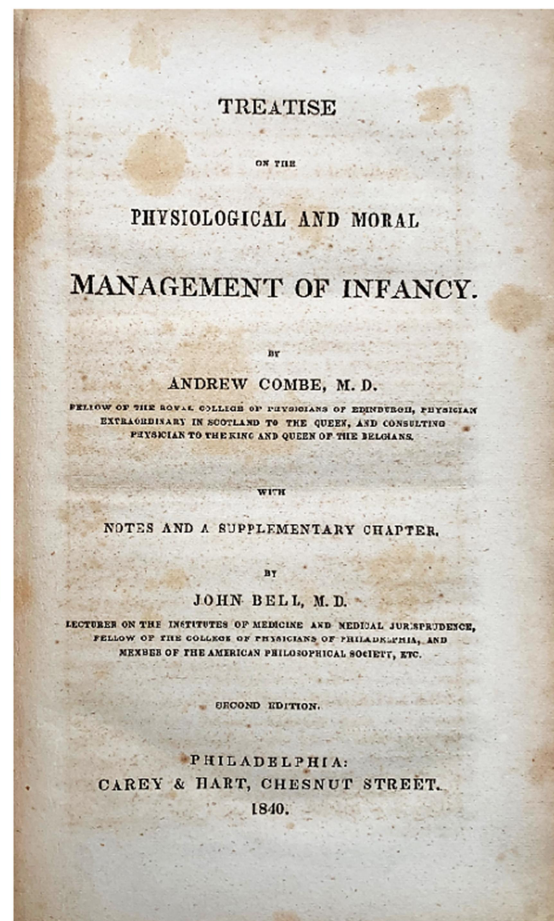

First American editions.

John Cheyne (1777-1836), a Scotsman born in Leith, graduated at Edinburgh University but spent most of his career in Dublin. He was professor of medicine (1813-19) at the Royal College of Surgeons in Ireland, physician to the House of Industry Hospitals and co-founder of the Dublin Hospital Reports in which his celebrated account of a patient with irregular breathing was described in 1818. His

Essay on hydrocephalus acutus (1808) and Cases of apoplexy and lethargy (1812), important nineteenth-century contributions to neuropathology are considered here in detail. Towards the end of his life he was afflicted by depression and his posthumously-published Essays on the partial derangement of the mind (1843) was written as a therapeutic exercise.

☞ Abt-Garrison, *History of Pediatrics*, pp. 84-5; Austin 456; Grulee 915; Osler 2307; Wellcome II, p. 339.

☞ See: Lyons, J. B. "John Cheyne's classic monographs". *Journal of the History of the Neurosciences*. March 1995, 4 (1): pp. 27-35.



60. **COMBE, Andrew** (1797-1847); **John BELL** (1796-1872). *Treatise on the Physiological and Moral Management of Infancy. With notes and a supplementary chapter by John Bell. Second edition.* Philadelphia: Carey & Hart, 1840. ¶ Tall 12mo. [viii], 307,

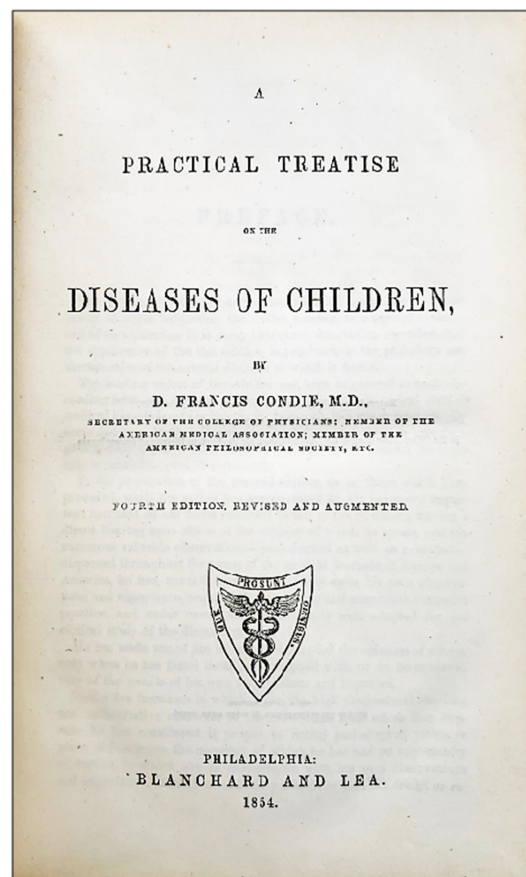

[1], [viii] pp. Ads., a few figs., tables, index; uniformly spotted or browned throughout. Original mauve cloth, printed paper spine label; spine faded, label rubbed. Very good.

\$ 50

First American edition. First printed in Edinburgh. This edition, printed in Philadelphia, includes a new chapter by John Bell on the conditions and status of children's health specific to the United States.

"This concise, common-sense approach to the many problems of infancy was very well received, had a wide circulation, and went through many editions. John Bell's (see No. 1552) preface and supplementary chapter at the end of the book emphasize special needs for infant care in the United States where the climate and living conditions were different than in Scotland." [*Heirs of Hippocrates* 1568].

☞ Cordasco 40-0249; Grulee 932a; Wellcome II, p. 376.



[61] CONDIE



61. **CONDIE, [David] Francis** (1796-1875). *A Practical Treatise on the Diseases of Children*. Philadelphia: Blanchard and Lea, 1854. ¶ 8vo. xii, [33]-732, 32 pp. Index, ads. Original full sheep, spine with gilt bands, black-leather spine label; rubbed. Ownership signature of [Dr.] R. M. Powers, U.S. Marine Hospital, Cleveland, Ohio. Very good copy.

\$ 50

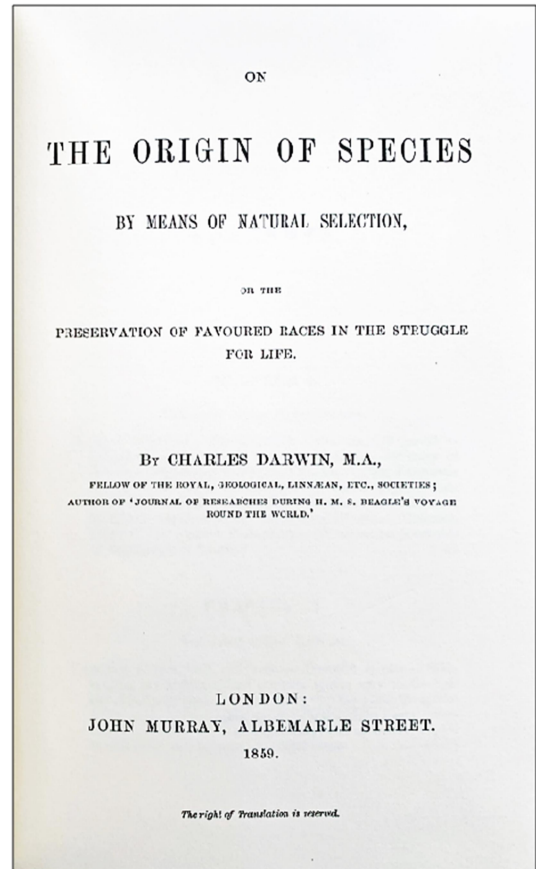
Fourth edition, revised and augmented. First issued in 1844. Cone states that this book was "the most widely accepted textbook on children's diseases in the United States until it was superseded by Job Lewis Smith's in 1869 and by Meigs and Pepper's in 1870." (p. 81). "Condie's book was the first to contain a detailed account of the symptomatology of the diseases of infancy and children. . . . In the treatment of diarrhea he was ahead of his contemporaries in not using strong purgatives." (p. 82).

"Condie graduated in medicine from the University of Pennsylvania in 1818 and spent his medical career practicing and teaching in Philadelphia. He was an active medical author and this pediatric treatise was his principal work. Popular as a textbook, it was first published at Philadelphia in 1844, and went through four editions." [Heirs of Hippocrates 1559, for the 1847 edition].

PROVENANCE: Dr. R. M. Powers, U.S. Marine Hospital, Cleveland, Ohio.

☞ Cone, *History of American Pediatrics*, pp. 81-2; Grulee 940.



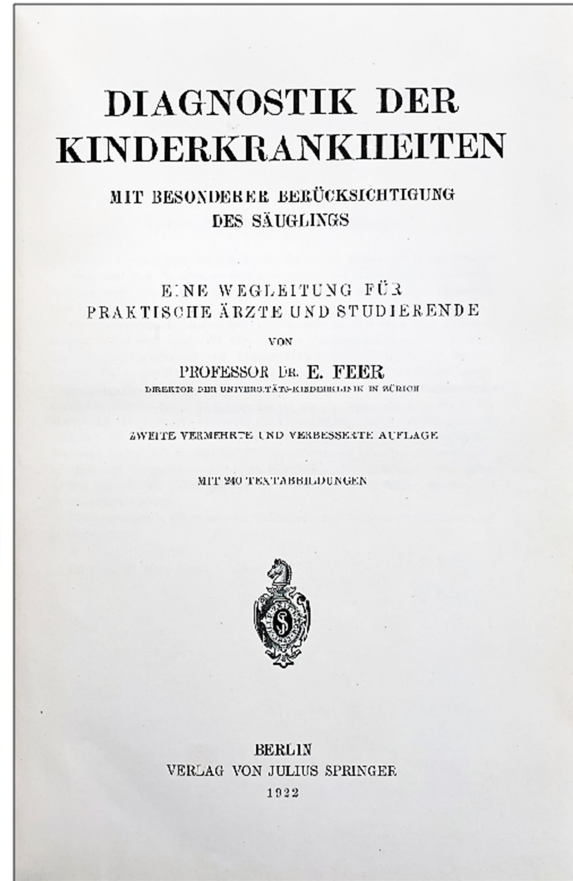



62. **DARWIN, Charles** (1809-1882). *On the Origin of Species by means of natural selection, or the preservation of favoured races in the struggle for life*. Birmingham: Gryphon Editions, 1987. ¶ 8vo. ix, 502 pp. Folding table, index. Navy gilt-stamped leatherette, a.e.g. Ownership signature of Ulrich Hacker (half-title). Fine.

\$ 25

Reprinting the 1859 first edition. Includes the separate pamphlet.





63. **FEER, Emil** (1864-1955). *Diagnostik der Kinderkrankheiten mit besonderer Berücksichtigung des Säuglings. Eine Wegleitung für praktische Ärzte und Studierende.* Berlin: Julius Springer, 1922. ¶ Series: *Enzyklopaedie der Klinischen Medizin*. 8vo. VIII, 306, [2] pp. 240 figures (fig. 65 in color), index, ads; some staining at rear margin. Original navy blue gilt-stamped cloth. Very good.

\$ 50

Second edition, improved. An extraordinary book to be sure: the profuse photographs are horrific and uncompromised.

Emil Feer, Swiss pediatrician and director of the University Pediatric Clinic in Zurich. His classic pediatrics textbook for paediatrics achieved fourteen editions. This work, his *Diagnostik der Kinderkrankheiten*, a major work on diagnosis of children's diseases, was first issued in 1921 and comprised of six editions by 1951.

☞ See: Garrison and Morton 6349; Grulee 3263-3267 (but lacking this 2nd ed.).

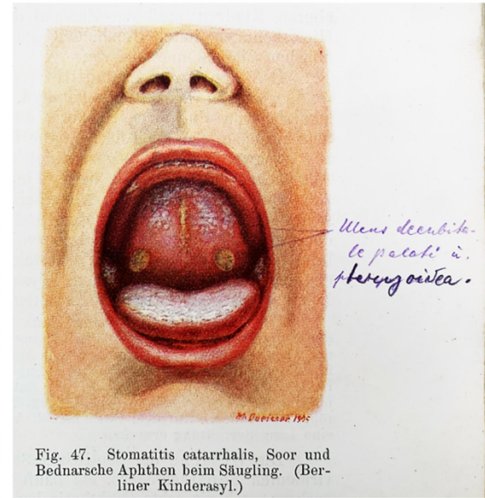



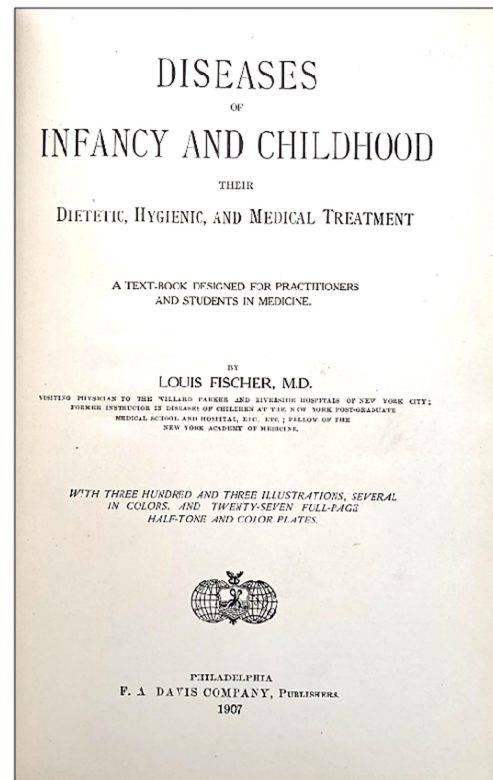
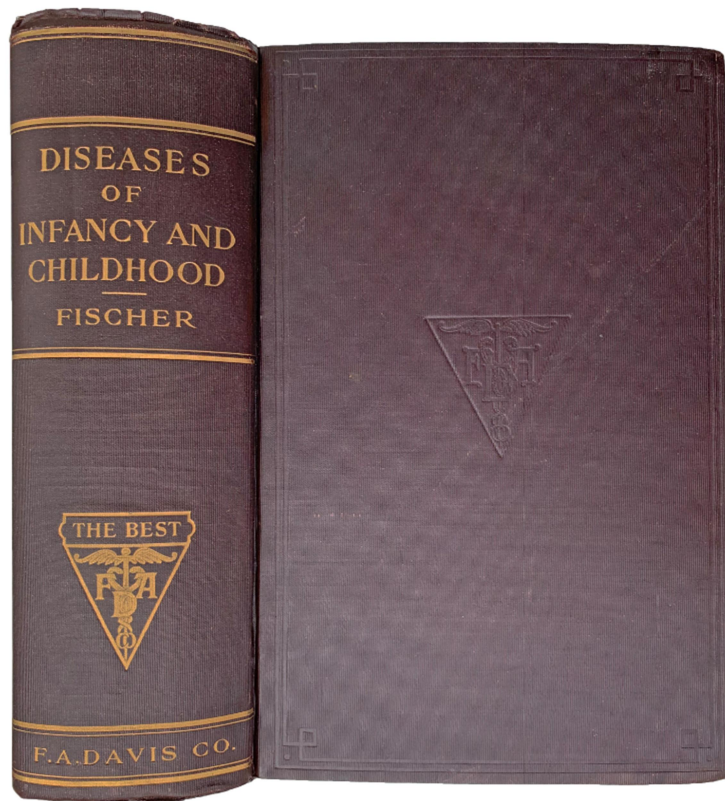
Fig. 47. Stomatitis catarrhalis, Soor und Bednarsche Aphthen beim Säugling. (Berliner Kinderasyl.)

64. **FEER, Emil** (1864-1955) (editor). *Lehrbuch der Kinderheilkunde*. Jena: Gustav Fischer, 1911. ¶ 8vo. vii, [1], 734 pp. 2 plates, 160 figures, index; EXTENSIVELY ANNOTATED COPY (considerable underlining). Original beige-brown cloth with black title stamping; rebaked with kozo and original spine mounted, corners showing. Ownership rubber stamp (on title) of Dr. Med. v. Lessen, Arzt, Weener (Ems); related manuscript inscription dated 1912. Good (noting binding condition and text markings) working copy.

\$ 8

First edition. Feer, Swiss pediatrician, was the Director of the Univ.-Kinderklinik of Heidelberg. With contributions by the eminent German Jewish pediatrician and a pioneer in pediatric nutrition, Heinrich Finkelstein (1865-1942), Jussuf Ibrahim (1877-1953) ["Beck-Ibrahim's disease"], Ludwig F. Meyer (1879-1954), Ernst Moro (1874-1951) (Garrison and Morton 2515, 2339, 2591.1), Clemens von Pirquet (1874-1929) [died of suicide], Meinhard von Pfaundler (1872-1947) (see Garrison and Morton 6347), Martin Thiemich, and Ludwig Tobler. For Feer, see: Garrison and Morton 6349 ("Feer's disease").

∞ Grulee 1749.



65. **FISCHER, Louis** (1864-1944). *Diseases of Infancy and Childhood: Their Dietetic, Hygienic, and Medical Treatment*. Philadelphia: F. A. Davis, 1907. ¶ Thick 8vo. xxiii, [1], 979, [1] pp. 27 plates (many in color), 303 figures, index. Original full maroon blind- and gilt-stamped cloth. Very good copy.

\$ 75

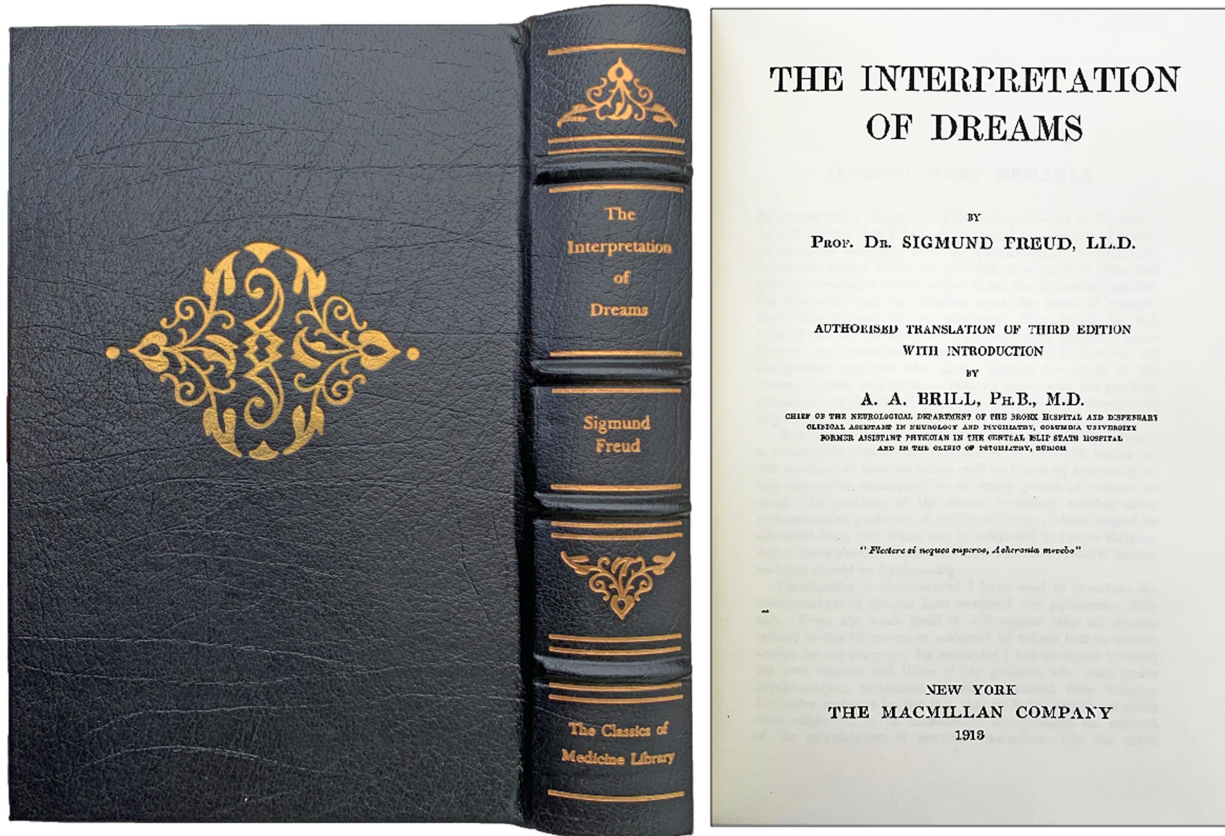
First edition. Fischer was a pioneer in American children's pediatrics. This book, dedicated to Adolph Baginsky (1843-1913), was both authoritative and popular, as a second edition followed in 1908 and a third in 1910. By 1928 there was an eleventh edition.





Fischer's book is arranged into twelve parts: The new-born infant; Abnormalities and diseases of the newly-born; Feeding in health and disease; Disorders associated with improper nutrition; Diseases of the heart, liver, spleen, pancreas, peritoneum, and the genito-urinary tract; Diseases of the respiratory system; Infectious diseases; Diseases of the blood, lymph glands; Diseases of the nervous system; Diseases of the ear, eye, skin, and abnormal growth; Diseases of the spine and joints; miscellaneous.

☞ See: "LOUIS FISCHER, M.D. 1864-1944." *American Journal of Disabled Children*, 1945;69(5):331; Grulee 1605.

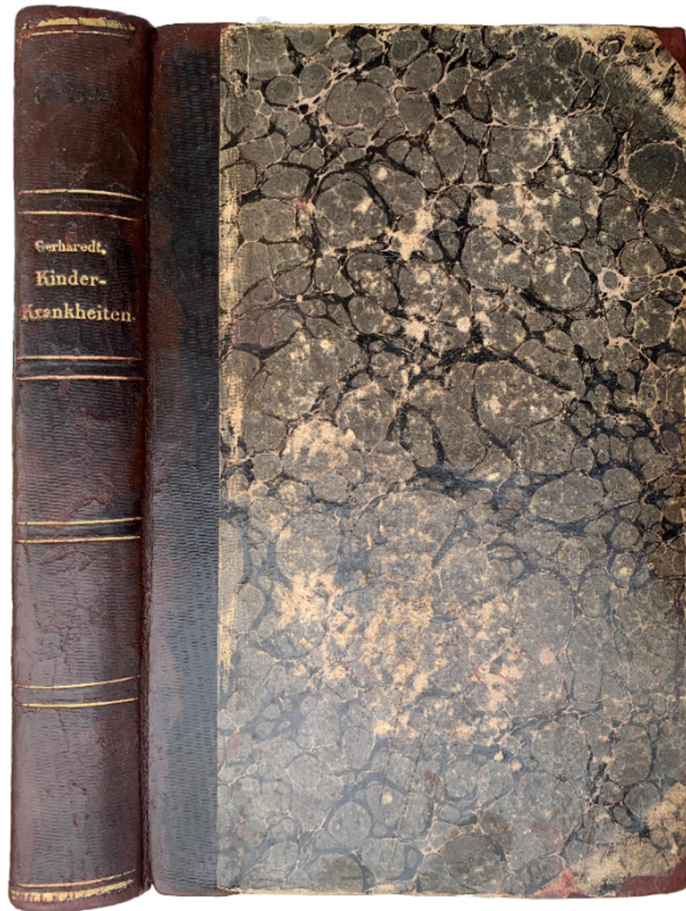


66. **FREUD, Sigmund** (1856-1939); **Abraham Arden BRILL** (1874-1948). *The Interpretation of Dreams*. Birmingham: Classics of Medicine Library, 1988. ¶ 8vo. xiii, 510 pp. Index. Black gilt-stamped leatherette, a.e.g. Fine.

\$ 22

Facsimile edition of the New York: Macmillan, 1913 English translation.

Brill, Austrian-born psychiatrist, who immigrated to the United States where he remained most of his life. He was the first psychoanalyst to practice in the United States and the first translator of Sigmund Freud into English.

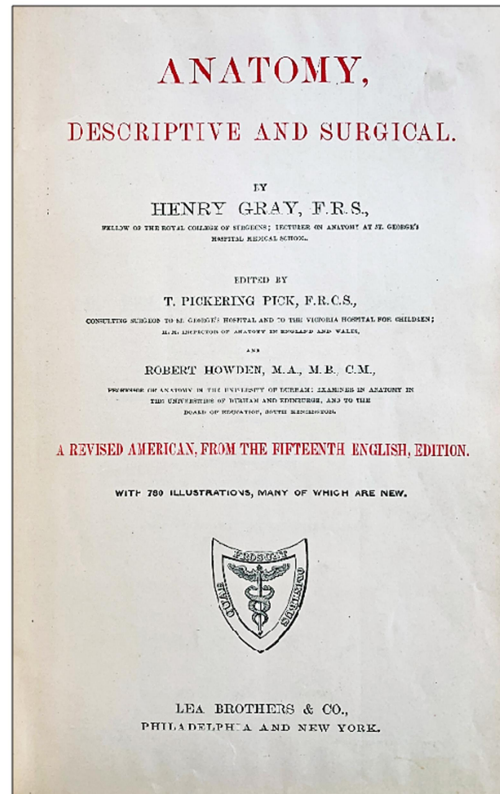



67. **GERHARDT, Carl** (1833-). *Lehrbuch der Kinderkrankheiten*. Tübingen: H. Laupp'sche Buchhandlung, 1861. ¶ 8vo. [2], [IX]-XII, VIII, 501, [1] pp. Index; moderate foxing. Original quarter dark calf, marbled boards, calf tips, spine stamped in gilt with rules & title; some neat kozo mends. Very good.

\$ 45

Carl Adolf Jakob Christian Gerhardt studied at Würzburg, received his doctorate (1856). He started as assistant to Bamberger and Rinecker in Würzburg and to Griesinger in Tübingen. He took on a private lectureship at Würzburg (1860). In 1861 he was appointed internal clinician at Jena. In 1872 he transferred to Würzburg. Then in 1885, he was Frerichs' successor in Berlin.

Contents: A) General pathology of childhood - aetiology, symptoms, examination. B) Pathology of the child. I. General diseases, blood diseases. II. Breast diseases. III. Diseases of the digestive organs. IV: Nervous diseases. V. Skin diseases.




68. **GRAY, Henry** (1827-1861). *Anatomy, Descriptive and Surgical*. Edited by T. Pickering Pick and Robert Howden. A revised American, from the fifteenth English, edition. Philadelphia & New York: Lea Brothers, 1901. ¶ Thick 8vo. 1257, [3], 16 pp. Title printed in red & black, 780 figures (some enhanced in colors), index, ads [dated July 1904]. Original sheep, black gilt-stamped leather spine label; upper joint reattached with kozo, rubbed. Good.

\$ 25

The most revered English medical text of all time. The work is still in print.

Henry Gray was a British anatomist and surgeon most notable for publishing the book Gray's Anatomy. He was elected a Fellow of the Royal Society at the age of 25. Though vaccinated, he died at 34 years of age succumbing to an attack of confluent smallpox. The disease might well have been transferred to him from his ten-year-old nephew, Charles Gray, who survived.

Due to weight, extra postage will apply.



Classics of Medicine Library

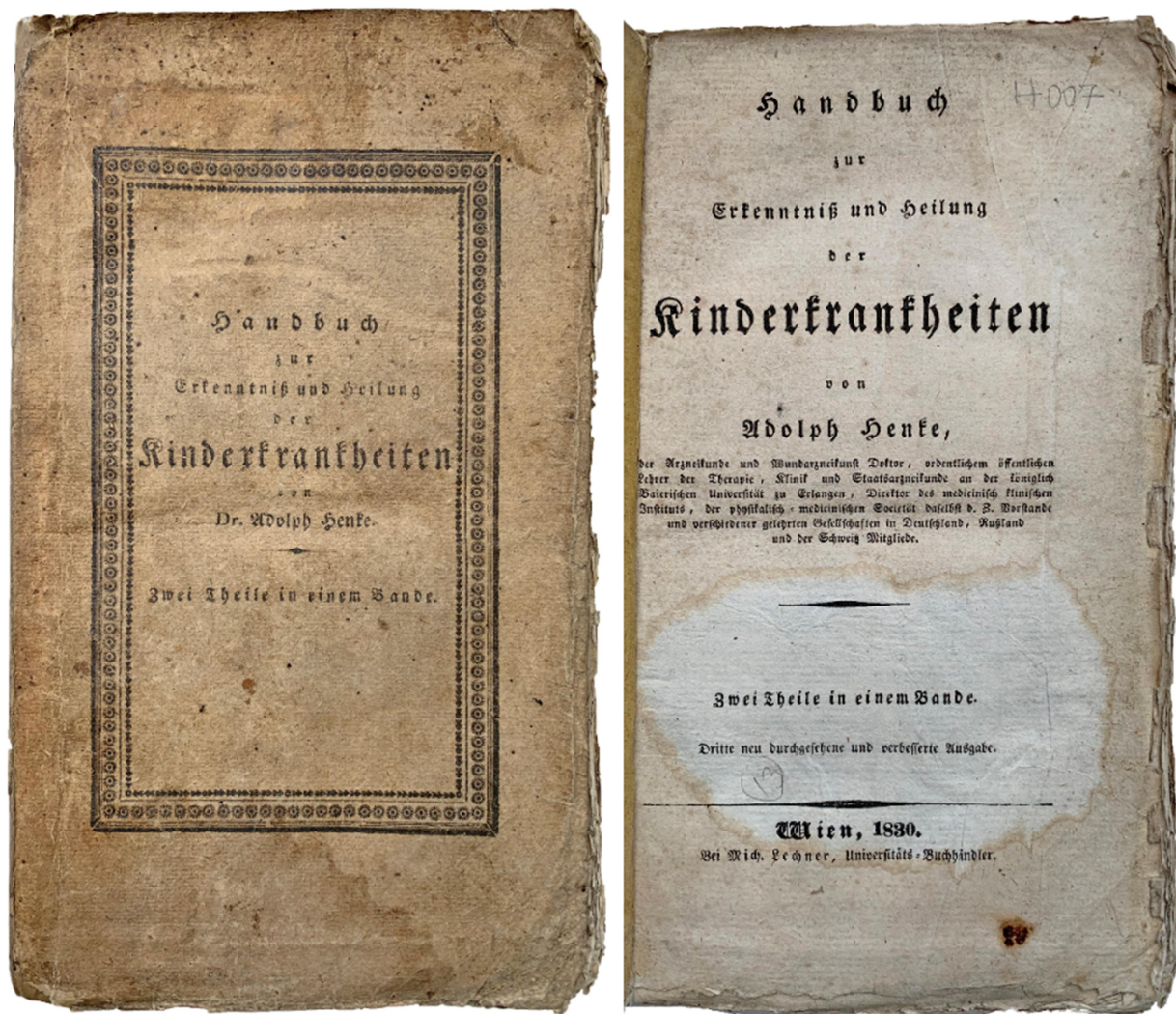
69. **HARVEY, William** (1578-1657). *Exercitatio Anatomica de Motu Cordis et Sanguinis in Animalibus: Being a Facsimile of the 1628 Francofurti Edition, Together with the Keynes English Translation of 1928*. [2 volumes in 1]. Birmingham: Classics of Medicine Library, 1978. ¶ 2 volumes in 1. 8vo. 72; xiv, 126 pp. Frontispiece, illus. Brownish-tan gilt-stamped leatherette, a.e.g. Fine.

\$ 5

Facsimile of the Frankfurt: sumpt. Guilielmi Fitzeri, 1628 edition.

☞ See: Garrison and Morton 759.





70. **HENKE, Adolph Christian Heinrich** (1775-1843). *Handbuch zur Erkenntniss und Heilung der Kinderkrankheiten. Zwei Theile in einem Bande.* (2 volumes in 1). Wien: Rich. Lechner, 1830. ¶ 8vo. XVI, 480 pp. Some staining on title. Original printed wrappers, all deckle edges; neatly rebacked preserving original spine. Very good.

\$ 60

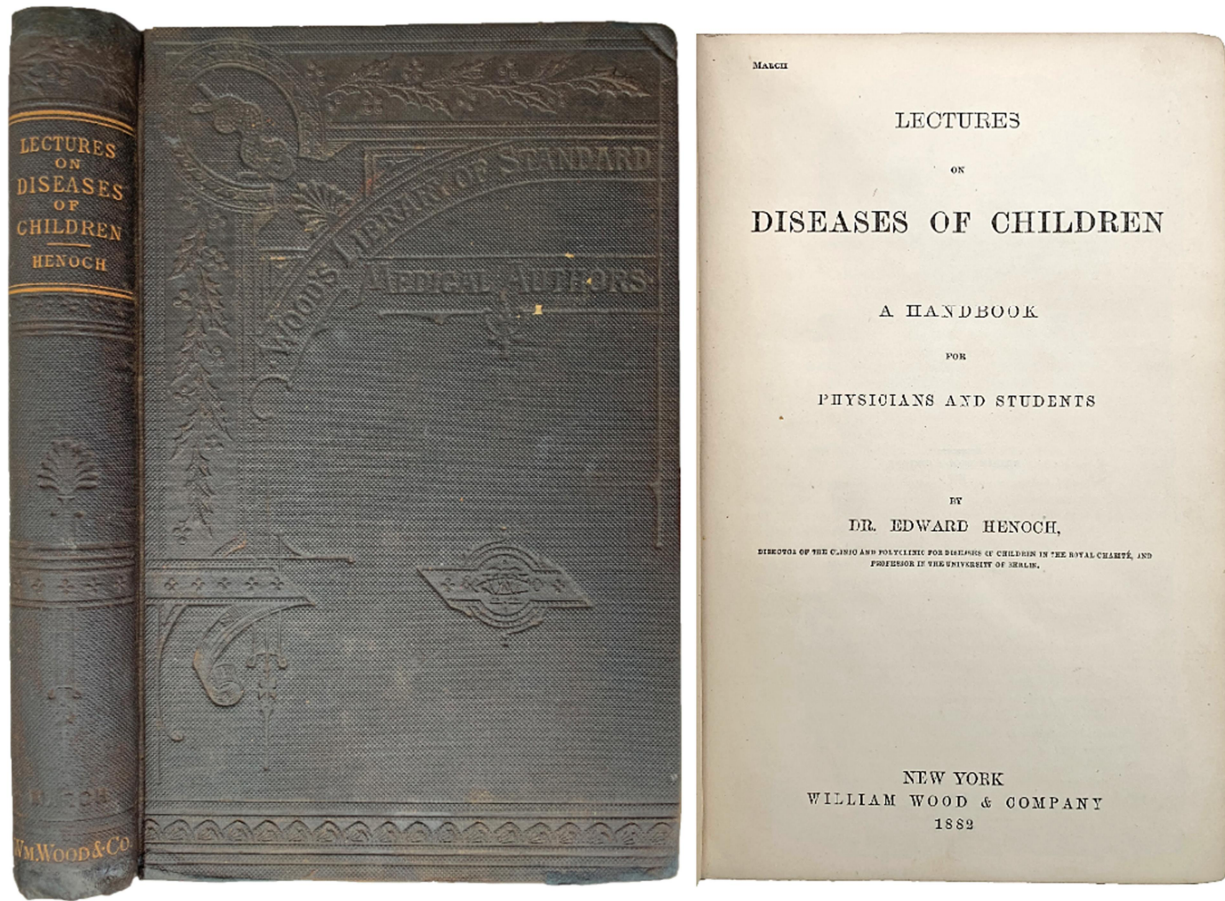
Third edition. "Henke, a famous medical jurisconsult of Erlangen, published a Handbook of Pediatrics (1809), which reached its fourth edition in 1837..." – Abt.

Henke, a German pharmacist, studied at the Collegium Carolinum in Braunschweig and at the University of Helmstedt. He was a pioneering figure of forensic medicine. He taught therapy at the National Clinic of the Royal Bavarian University of Erlangen. He was a member of the board of directors and of various learned societies in Germany, Russia, and Switzerland. With this text he treats the health and illnesses of children. Caring for and the treatment of the newborn child, nutrition after being breast fed, diet, physical education of the young, diseases relating to children, educational defects and infirmities of children immediately after birth, hot rashes, inflammations, spasmodic disease, and more.

CONTENTS: Einleitung; I. Über zweckmäßige Pflege und Behandlung des neugeborenen Kindes; II. Über die Ernährung des Kindes ohne die Brust der Mutter; III. Über Diätetik und physische Erziehung der Kinder in den ersten Lebensjahren; IV. Von den Krankheiten, Bildungsfehlern und Gebrechen der Kinder unmittelbar nach der Geburt; V. Allgemeine und örtliche, dem frühesten Kindesalter eigenthümliche Krankheiten; VI. Von den hitzigen Ausschlags-Krankheiten; VII. Innere Entzündungen bei Kindern; VIII. Krampfhaftige Krankheiten der Brustorgane bei Kindern; IX. Krankheiten der Reproduktion bei Kindern.

∞ Abt-Garrison, *History of pediatrics*, p. 85; Grulee 1118-9 [1820, 1821 editions].





First American Edition

71. **HENCH, Eduard Heinrich [Edward]** (1820-1910). *Lectures on Diseases of Children; a handbook for physicians and students*. New York: William Wood, 1882. ¶ 8vo. viii, 357, [1] pp. Index. Original dark brown blind- and gilt-stamped cloth; spine ends neatly mended with kozo. Ownership signature of Hirman W. Tebbetts, M.D. Very good. \$ 40

First edition in English. Here are the author's lectures on children's diseases. It was quite popular and went through eleven editions by 1903.

Hench was a student of Johann Lukas Schönlein (1793-1864), and a nephew of Moritz Heinrich Romberg (1795-1873), taught at the Berlin

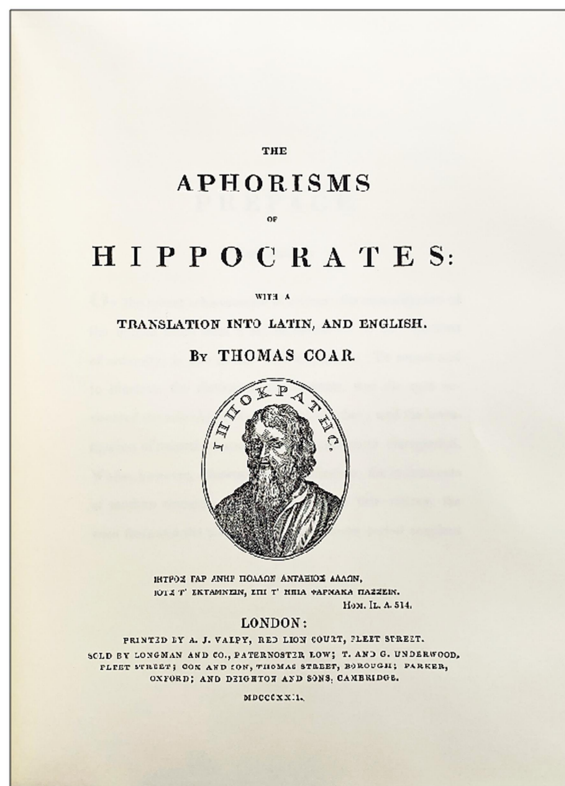

University (1868–1894). Garrison writes of his "masterly series of essays on children's diseases (1861-68) and his lectures on pediatrics (1881, this work). The Schönlein-Henoch purpura is named for him ("The eponym Schönlein's is sometimes used in place of the term Schönlein-Henoch when the rheumatoid pain and cutaneous lesions are predominant.").

Contents: Newborn diseases; Infantile diseases; Diseases of the nervous system; Respiratory diseases; Circulatory diseases; Digestive diseases; Uropoëtic diseases; Infectious diseases; Constitutional diseases; Skin diseases.

PROVENANCE: Dr. Hirman W. Tebbetts, Rockford, Illinois [1882], a graduate of Dartmouth Medical College.


∞ Abt, Arthur F., *Abt-Garrison History of Pediatrics*, p. 94; Grulee 1132.





72. **HIPPOCRATES; Thomas COAR.** *The Aphorisms of Hippocrates; with a translation into Latin, and English.* Birmingham: Classics of Medicine Library, 1982. ¶ Square 8vo. viii, 314 pp. Color tipped-in frontispiece, index. Brown blind- and gilt-stamped leatherette, a.e.g. Fine. \$ 15

Facsimile edition of the London: A.J. Valpy, 1822. Includes the separate pamphlet.





73. **HOFMANN, Friedrich** (1660-1742); **Johann Heinrich SCHULZE** (1687-1744). *Vernünfftige und gründliche abhandlung von den fürnehmsten kinderkrankheiten. . . . ausgefertigt von D. Friederich Hofmann; mit dessen Lebenslauf versehen von D. Johann Heinrich Schulzen*. Frankfurt & Leipzig: Reinhard Eustachius Möller, 1741. ¶ Small 8vo. XII, 292 pp. Ownership signature of Arthur [?] Horst Leuthein[?]. Original half calf rebacked with maroon kozo, marbled boards. Good. RARE.

\$ 200

First edition. "Friedrich Hofmann . . . of Halle, a medical graduate of Jena (1682), and one of the most highly esteemed physicians and

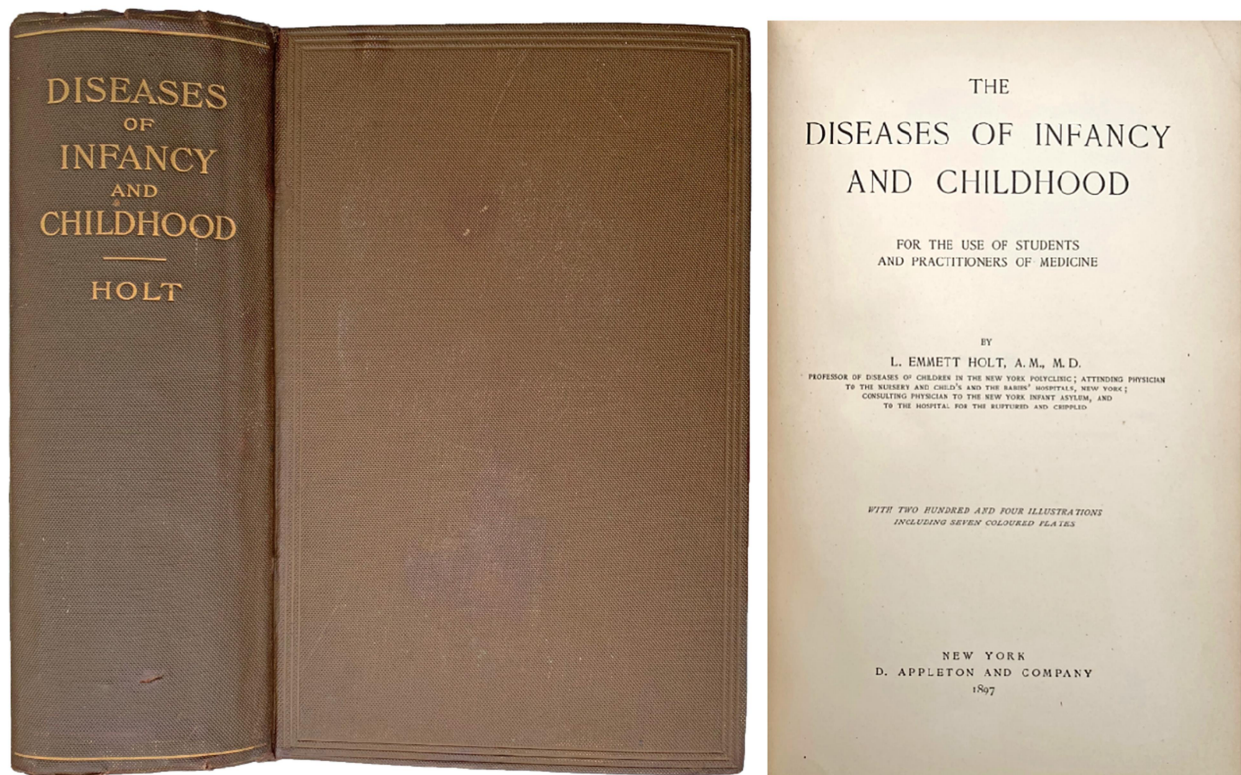
medical theorists of his time, published . . . [a] treatise on the principal diseases of infants (1747)." [Abt, p. 75].

Schulze, German professor and polymath, studied medicine, chemistry, philosophy and theology and became a professor in Altdorf and Halle for anatomy and several other subjects. His investigations in silver nitrate helped in the earliest advances relating to photography. Some German sources consider Schulze the inventor of photography.

"Hoffmann was a prolific writer and in this work provides a comprehensive view of the medicine of his day. He was the chief designer of the mechanico-dynamic system, in which health is conceived of as normal movement and disease as disturbed movement. Hoffmann based his treatment on the use of sedatives, tonics, alternatives, and evacuants, according to the condition responsible for causing the disease. Apart from his system, Hoffmann was one of the premier practitioners of his day and one of the first to give good descriptions of appendicitis, chlorosis, rubella, and convulsive asthma with dropsy. He also wrote treatises on such subjects as pediatrics, physiology, pathology, medical ethics, and personal hygiene." [*Heirs of Hippocrates* 702 (the author's collected works)].

☞ Abt, *History of Pediatrics*, p. 75. Not in Grulee.





74. **HOLT, Luther Emmett** (1855-1924). *The Diseases of Infancy and Childhood; for the use of students and practitioners of medicine*. New York: D. Appleton, 1897. ¶ Thick 8vo. xvii, [1], 1117, [3] pp. 204 illustrations (including 7 color plates), index. Original full brown blind- and gilt-stamped cloth. Very good.

\$ 75

First edition. "The first really complete and authoritative American text on the subject." – Garrison and Morton 6342.2.

Holt "pioneered the science of pediatrics, and became the head physician at New York's Babies Hospital in 1888. Under his leadership it became the leading pediatric hospital of its time." "Holt was a professor at Columbia University College of Physicians and Surgeons from 1901 to 1922." [Wikip.] In 1924 he was invited to lecture for the winter term at the Peking Union Medical College, China. It was there is suffered a heart attack and died.



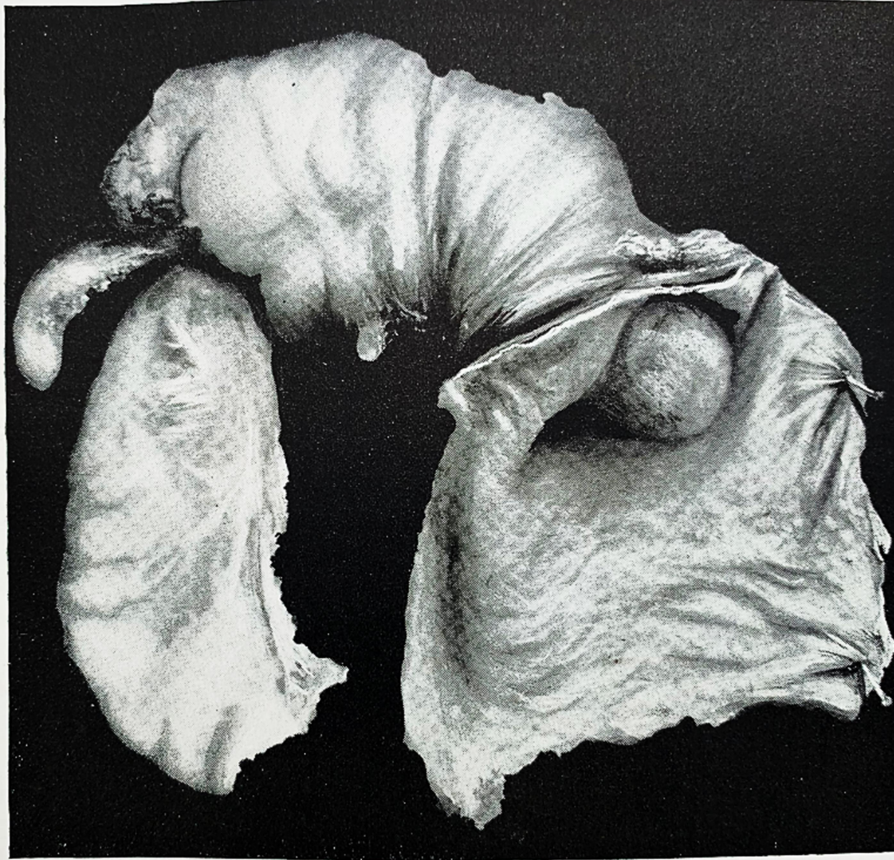




FIG. 60.—Ileo-caecal intussusception. A specimen removed from a child in the New York Infant Asylum.

PROVENANCE: Dr. W. E. Arthur, Mill Green, Maryland.

☞ Cone, *History of American Pediatrics*, pp. 104-105; Garrison and Morton 6342.2; Grulee 1152; Levinson, p.108; Borden Smith Veeder, *Pediatric profiles*, pp.33-60.





75. **KERLEY, Charles Gilmore** (1863-1945). *Treatment of the Diseases of Children*. Philadelphia and London: W. B. Saunders, 1907. ¶ 8vo. [5]-597, [1], 16 pp. 71 figures, index; marginal waterstaining. Original full dark green blind- and gilt-stamped cloth; considerably worn, mended. Ownership signature of J. B. Cunningham, Cushing, Oklahoma, 1908. Good.

\$ 10

Kerley studied medicine at the New York University Medical College, also in Munich and Vienna. Described as an "outstanding" work in his memorial, "designed for the general practitioner." [G.W.G.].

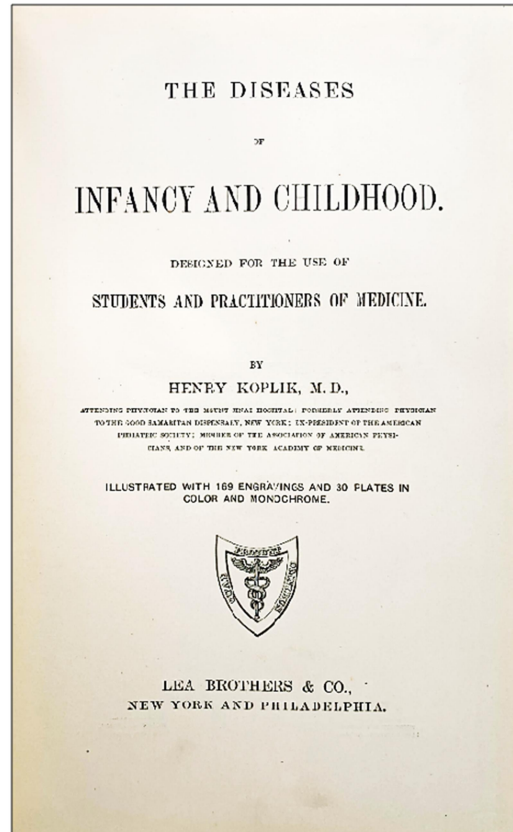





FIG. 22.—EXAMINATION OF THE THROAT.

∞ "Charles Gilmore Kerley, M.D. 1863-1945." [by] G. W. G., *American Journal of Diseases of Children*, 1945; 70(5): p. 359.





76. **KOPLIK, Henry** (1856-1927). *The Diseases of Infancy and Childhood. Designed for the Use of Students and Practitioners of Medicine.* New York & Philadelphia: Lea Brothers, 1902. ¶ 8vo. xi, [1], 17-675, [1] pp. 169 engraved illustrations, 30 plates (color & monochrome), index. Original blind- and gilt-stamped deep-red cloth; front inner joint reinforced with kozo. Very good (a handsome copy).

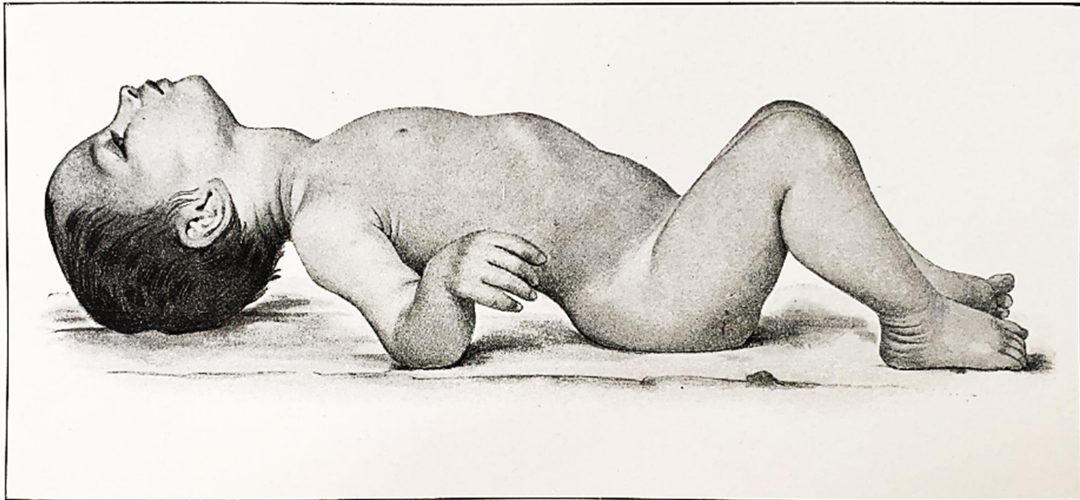
\$ 95

First edition. Giving reserved praise, the reviewer offers "Koplik writes with conviction and with an authoritative grasp of his subject, while a judicious conservatism characterizes his diagnostic and therapeutic methods. The bacteriology is full and up to the hour, being especially well treated in the consideration of the pulmonary and cerebro-spinal infections. For a general textbook, the chapter on diseases of the heart and pericardium is one of the most satisfactory presentations of the subject we are familiar with." (p. 529).



Some of the plates are the plates reproduced from the pen-and-ink and wash drawings of drawings, signed "G. Dupuy", should be by Georges M. Dupuy (1858-1935). The reviewer complimented the production for the "better illustrations of morbid conditions" than was typical of the time, better than half-tone photographs that suffer from lacking "the salient features of disease."

PLATE IX.

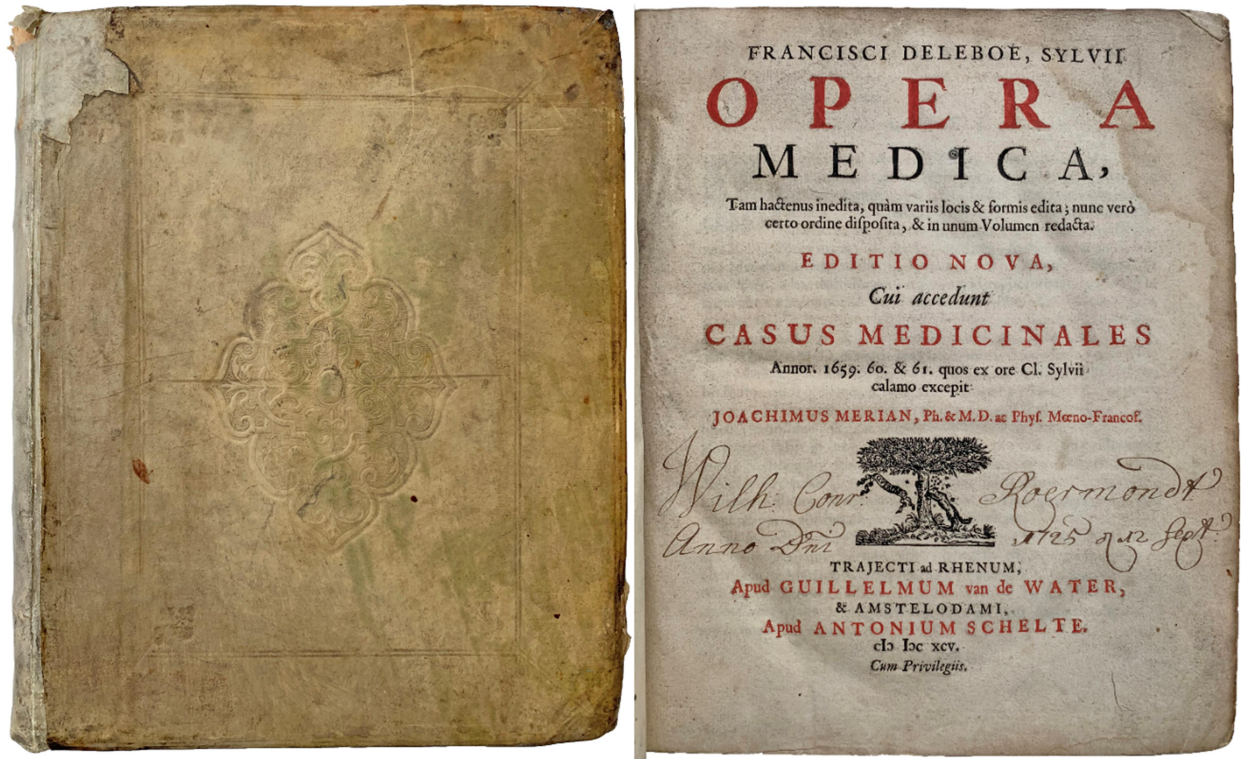


Cerebro-spinal Meningitis (Meningococcus). Rigidity of the neck, opisthotonus, characteristic position of the arms. Infant eight months of age, fatal issue.

Koplik, educated at the College of the City of New York and at the College of Physicians and Surgeons, taking his medical degree in 1881. His postgraduate work was completed in Leipzig, Prague and Vienna. Later he was appointed assistance professor of pediatrics at Bellevue Medical College. He discovered the buccal spots ("Koplik's spots") that are diagnostic of the early onset of measles (1896), allowing for isolating the patient as soon as possible, resulting in better control of the spread of this disease. He also established the first milk depot for infants in America.

☞ Abt-Garrison, *History of Pediatrics*, p. 111; Grulee 1624; Levinson, p. 110; Veeder, pp. 78-84. Reviewed: T.S.W., *The American Journal of the Medical Sciences*, volume 125, 1903. (pp. 528-9).





77. **LE BOË, Frans de** (1614-1672); **Joachimus MERIAN** (1647-1717). *Opera medica: tam hactenus inedita, quàm variis locis & formis edita; nunc verò certo ordine disposita, & in unum volumen redacta: editio nova, cui accedunt casus medicinales: annor. 1659. 60. & 61. quos ex ore Cl. Sylvii calamo excepit.* Trajecti ad Rhenum: Apud Guillelmum van de Water; & Amstelodami: Apud Antonium Schelte, 1695. ¶ 4to. [viii], 934, [26], [2], 85, [9] pp. Title printed in red & black, index; waterstaining showing. Original blind-stamped vellum; inner hinges reinforced, rebaked in vellum, inner hinges mended with cloth tape, some edge wear. Waterstained. Title signed "Wilh: Conr. Roermond [-], Anno Dom. 1725 -- 12, Sept." Bookplate of Frederick A. Frye. Good. LACKS folding portrait.

\$ 100


Early collected edition. "Oratio funebris in obitum ... Francisci Deleboe, Sylvii ... habita ... à Luca Schacht ... ": pages 923-934.

"Le Boë, or Sylvius as he is usually called, was, if not the founder, certainly the outstanding proponent and most influential of the iatrochemists who explained

and treated all disease chemically, basing their treatment on a supposed chemical relationship between the disease and the drug. Of south Flemish extraction, his family emigrated to Frankfurt for religious reasons and he was born at Hanau. Sylvius was graduated in medicine from Basel in 1637 and returned to Leiden where he became one of the greatest teachers of his time. He was keenly interested in the new developments of his day and was a strong supporter of Harvey. He was a pioneer of bedside teaching, and in the present work an engraved title page shows the interior of a sickroom with a patient lying in a canopied bed and a physician, a nurse, and several others in attendance." [*Heirs of Hippocrates*, 501 (another title)].

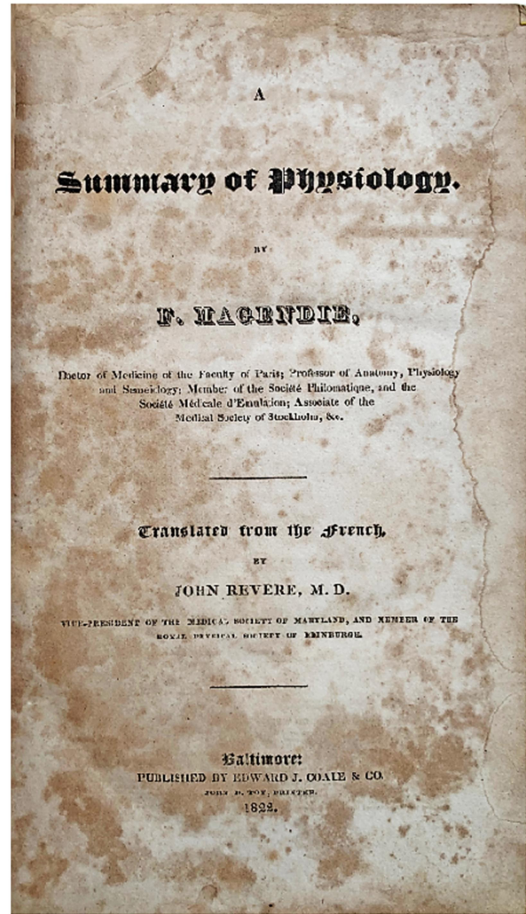
CONTENTS: Disputationum medicarum -- De methodo medendi -- Praxeos medicae idea nova -- Opuscula varia.

PROVENANCE: Dr. Wilhelm Conrad Roermond, fl. 1725-1732.



78. **Leonardo da Vinci; Hamburger Kunsthalle (HRSG.).** *Leonardo da Vinci. Anatomische Zeichnungen aus der königlichen Bibliothek auf Schloss Windsor.* Hamburg: Prisma Verlag, 1979. ¶ 8vo. 80 pp. 50 numbered plates (many in color). Color printed wrappers. Ownership signature of Ulrich Hacker. Very good copy. \$ 7

German edition.

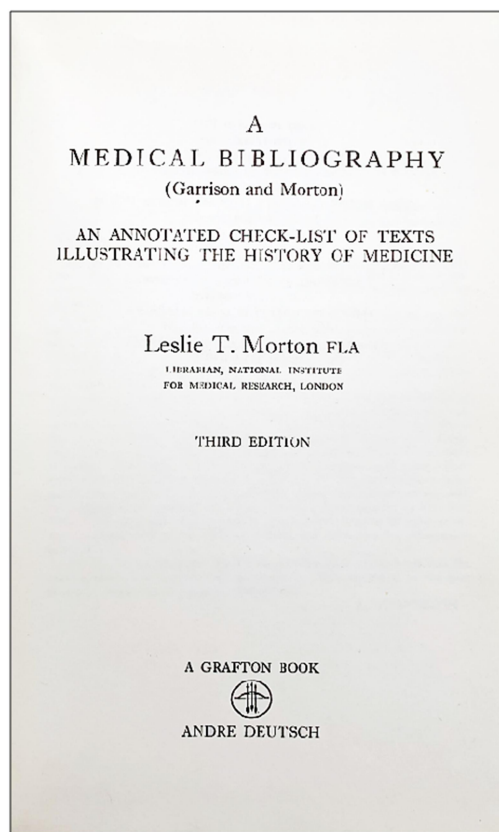
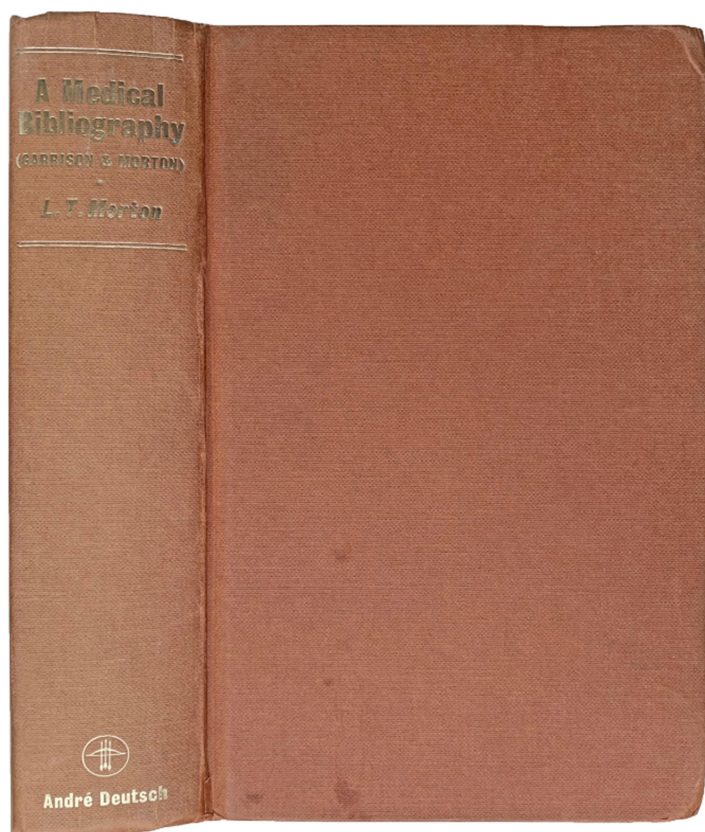


79. **MAGENDIE, François** (1783-1855); **John REVERE** (1787-1847). *A Summary of Physiology. Translated from the French by John Revere.* Baltimore: Edward J. Coale, 1822. ¶ 8vo. [v]-xii, 13-430 pp. Index; heavily foxed/spotted. Original full mottled calf, spine with gilt-stamped bands, red leather spine label; joints reinforced with kozo. Inscribed twice by former owner, William C. Garrison, 1822. Very good.

\$ 45

First edition in English. Revere is the youngest son of Colonel Paul Revere (grandson of the famous midnight rider of the American Revolution). He studied medicine at Harvard University under Dr. James Jackson.

☞ For a biography of Revere, see: Valentine Mott, *A biographical memoir on the late John Revere, MD.* New York, 1847.

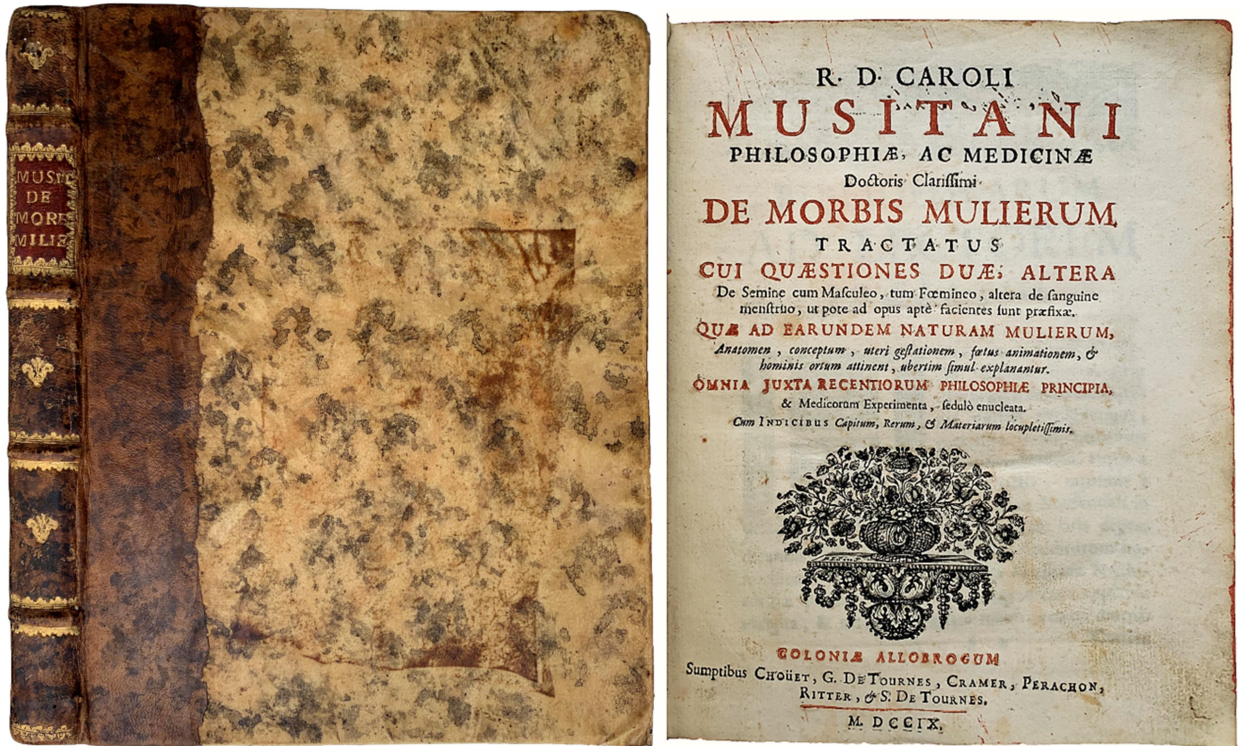


80. **MORTON, Leslie T.** (1907-2004). *A Medical Bibliography (Garrison and Morton); an annotated check-list of texts illustrating the history of medicine.* London: Andre Deutsch, 1970. ¶ 8vo. xiv, 15-872 pp. Indexes. Hardcover, gilt-stamped spine. Ownership signature of Ulrich Hacker. Very good.

\$ 10

Third edition.





With the Rare Engraved Frontispiece Portrait of the Author

81. **MUSITANO, Carlo [Carolus MUSITANUS]** (1635-1714). *De Morbis Mulierum Tractatus Cui Quaestiones Duae, Altera De Semine cum Masculo, tum Foemineo, altera de sanguine menstruo, ut pote ad opus aptè facientes sunt praefixae. Quae Ad Earundem Naturam Mulierum, Anatomem, conceptum, uteri gestationem, factus animationem, [et] hominis ortum attinent, ubertim simul explanantur. Omnia Juxta Recentiorum Philosophiae Principia, [et] Medicorum Experimenta, sedulo enucleata. Cum Indicibus Capitum, Rerum, [et] Materiarum locupletissimis.* Coloniae Altobrogum: Chouet, 1709. ¶ 4to. [viii], 240 pp. Title printed in red and black, vignette, portrait of the author, index, text block set in two columns; light foxing. Contemporary half calf, mottled vellum covers, raised bands, gilt tooled spine, red leather spine label. Bookplate of Frederick A. Frye. Very good copy.

\$ 950

First edition. This work studies women's diseases, and especially gynecology. It contains views on the blood, menstruation, semen, stimulation of the libido, abortion, hysteria, ulcers, and infants, breast feeding and lactic coagulation, inflammation of the breast, difficulties of birth, etc.




Carlo Musitano, born in Castrovillari, Calabria, in 1659 he was ordained as a priest and moved to Naples. There he entered into the university and studied medicine. There he benefitted from studying under two illustrious masters Tommaso Cornelio and Leonardo Di Capua. Pope Clement IX granted him special permission to practice medicine in Naples. From then he became a bitter enemy of Galenism, supporting the superiority of chemical and scientific remedies. His greatest success was in the study of remedies against venereal diseases, and much in the criteria of the School of Salerno. Thanks to his outstanding discoveries, he obtained recognition in important Italian medical academies, as well as praise in the Academic Proceedings of the Accurate of Leipzig.

"Initially, some authors combined this new concept with traditional Aristotelian ideas of an inferior female body. Although they refuted the idea that menstrual flux was made up of peccant matter or even poisonous, they thought that woman's blood was, sometimes at least, more crude and not as well concocted as that of man." "Plethora and passive vascular expansion were not deemed a sufficient explanation by the proponents of this model. Rather, reframing older cathartic notions, menstruation was presented as a process by which nature "cleans out" and "purifies" the body, and repeatedly comparisons with the clarification of fermenting fluid in wine-making were evoked." – Michael Stolberg, *The Monthly Malady, A History of Premenstrual Suffering*, *Medical History*, 2000, 44: pp. 301-322 (pp. 305, 308).

☞ Blake, NLM, 317; Hirsch H IV, 309; Wellcome IV, 206. See: Calabria, *Le biografie degli uomini illustri delle Calabrie, raccolte a cura di L. Accattatis*, 1869, (p. 270). See also: Vincenzo Guerini, *A History of Dentistry*, pp. 247-9.





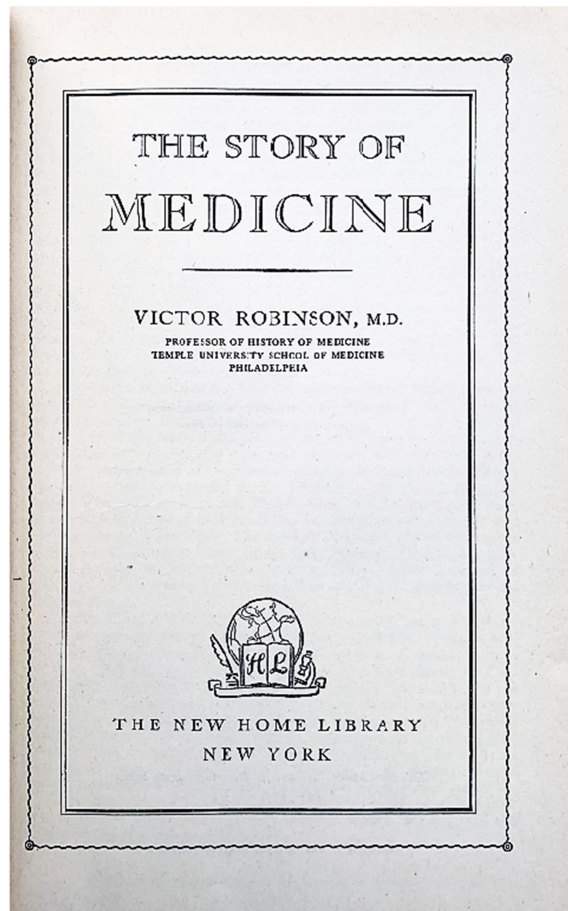
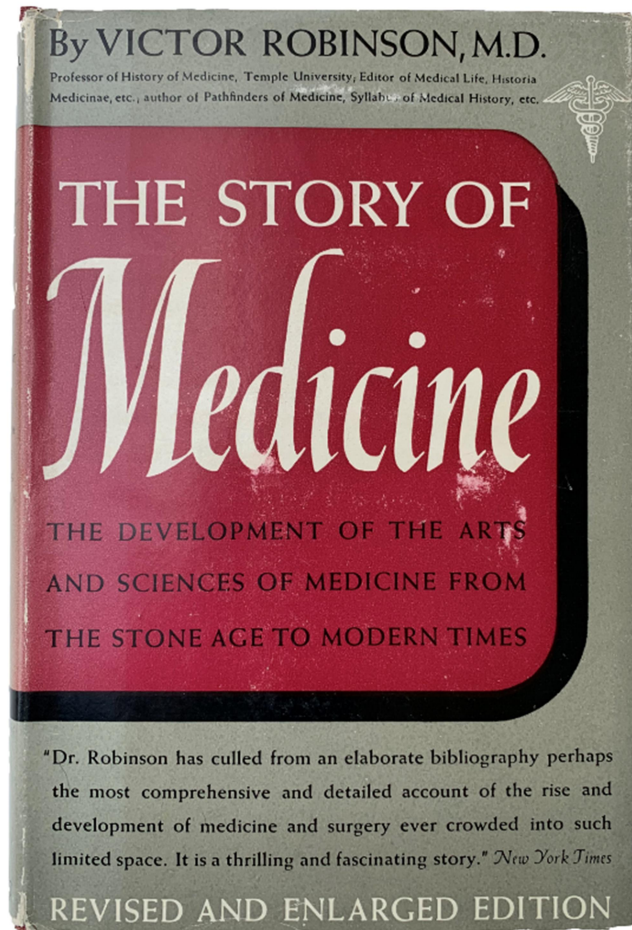
82. **PEIPER, Albrecht** (1889-1968). *Chronik der Kinderheilkunde*. Leipzig: Georg Thieme, 1966. ¶ 8vo. XV, [1], 714, [2] pp. 1 color tipped-in plate, portrait, 132 illustrations, index. Blue gilt-stamped cloth, dust-jacket; jacket worn. Very good.

\$ 10

Fourth edition, extensively revised. A history of pediatrics. The frontispiece from this book forms the catalogue cover-art of this catalogue. The book is so well illustrated as to be a valued source for both the history and the pictures.

☞ Garrison and Morton 6357.1. See: Radke M., [Albrecht Peiper (1889-1968)--the pediatrician and scientific personality on his 100th birthday, 23 October 1989]. *Kinderarztl Prax.* 1989 Mar;57(3):145-7.



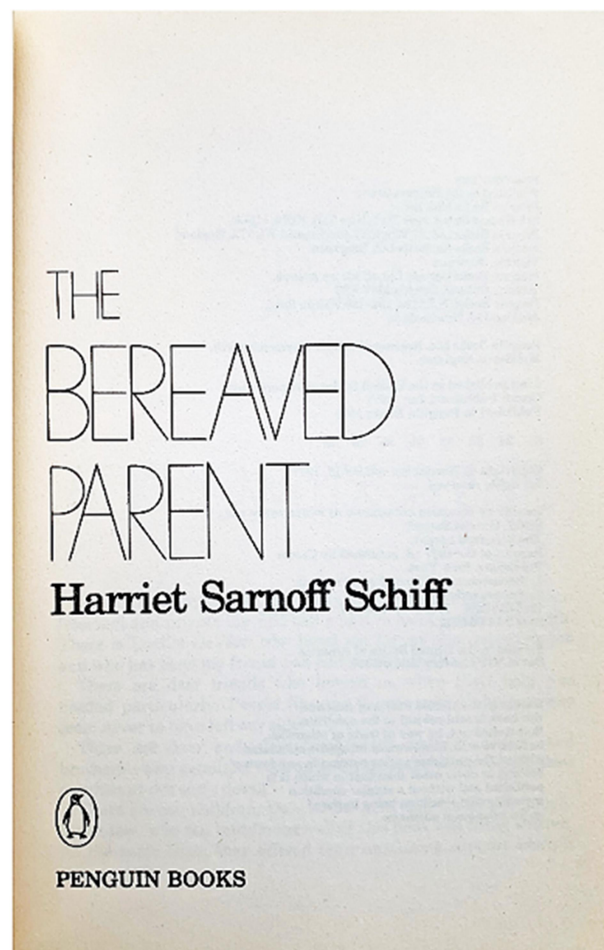
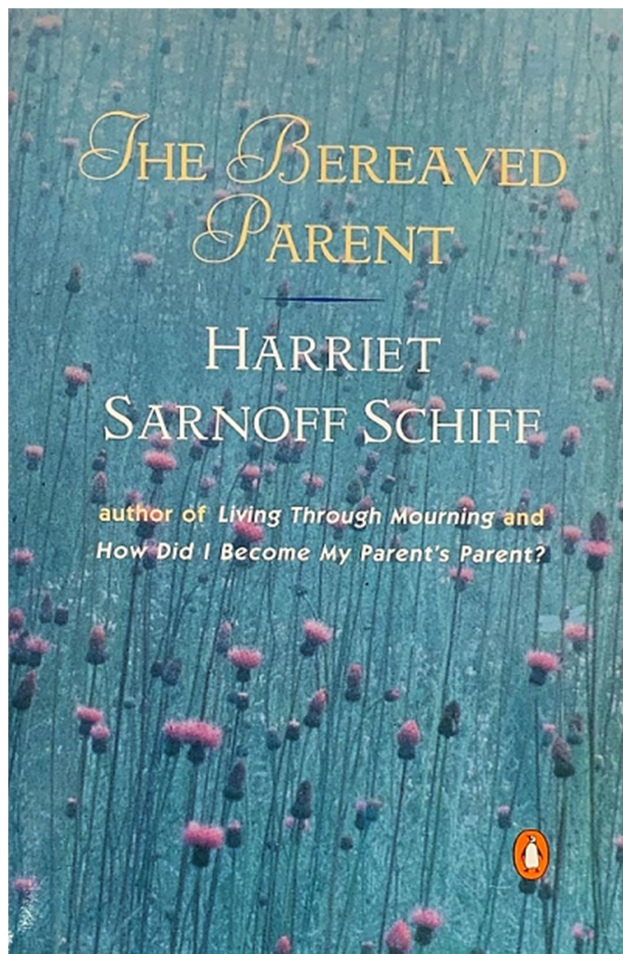


83. **ROBINSON, Victor** (1886-1947). *The Story of Medicine*. New York: The New Home Library, 1943. ¶ Small 8vo. [x], 564 pp. Index. Cloth, dust-jacket; jacket chipped. Ownership signature of Ulrich Hacker. Very good. \$ 10

"Victor Robinson (1866-1947), son of a Russian physician, was born in Ukraine and brought to the United States as a child. He studied pharmacy at New York University and the New York College of Pharmacy and law at Columbia University. In 1917, Robinson received his doctor of medicine degree from Chicago College of Medicine (now Loyola University)."

"He founded *Medical Life*, the first English language journal on the history of medicine, and helped organize the History of Science Society in 1924. In 1932 he photographed and studied archaeological sites of medico-historical interest in Crete, Greece and Italy. In addition to editing *Medical Life*, Robinson also wrote and edited many works on the history of medicine. He was the subject of *Victor Robinson*, a

romantic medical historian (1959) by George Rosen. Among his writings are *Essay on hasheeh: including observations and experiments* (1912, 1925), *Pathfinders in medicine* (1912, 1929), *Don Quixote of psychiatry* (1919), *Pioneers of birth control in England and America* (1919), *Life of Jacob Henle* (1921), *Story of medicine* (1931), *Dr. Jad; the way of life of a physician* (1941), *Morals in wartime* (1943), *White Caps; the sotry of nursing* (1946) and *Victory over pain; a history of anesthesia* (1946). He served as editor for *Encyclopedia sexualis; a comprehensive dictionary-encyclopedia of the sexual sciences* (1936), *Modern home physician; an encyclopedia of medical knowledge* (1938) and *New peoples physician; the concise encyclopedia of heath* (1941)." [Southern Illinois University, Special Collections Research Center].





84. **SCHIFF, Harriet Sarnoff.** *The Bereaved Parent*. New York: Penguin Books, 1977. ¶ Small 8vo. xiv, 146 pp. Printed wrappers. Ownership signature of Ulrich Hacker. Fine. ISBN 10: 0140050434 ISBN 13: 9780140050431 \$ 3



85. **SCHIPPERGES, Heinrich** (1918-2003). *5000 Jahre Chirurgie - Magie Handwerk Wissenschaft*. Stuttgart: Kosmos, 1967. ¶ Small 8vo. 96 pp. Figs. Color printed wrappers. Ownership signature of Ulrich Hacker. Very good.

\$ 7

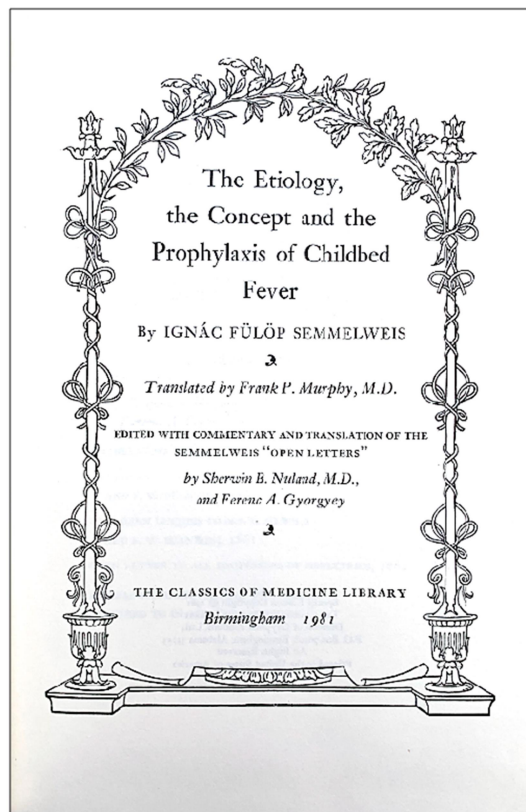

Schipperges was a German university teacher of medical history and medical theory. He was a prolific writer.



86. **SCOLES, Peter V.** *Pediatric Orthopedics in Clinical Practice*. Chicago: Year Book Medical Publishers, 1982. ¶ 8vo. xii, 241, [1] pp. illustrations, index. Blue hardcover. Ownership signature of Ulrich Hacker. Very good. ISBN 10: 0815175833 ISBN 13: 9780815175834

\$ 10



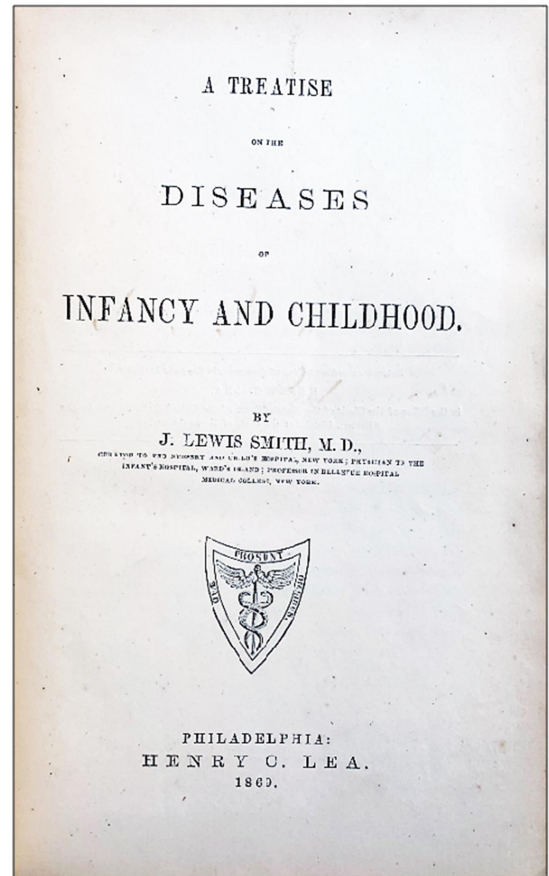



87. **SEMMELWEIS, Ignaz Philipp (Ignác Fülöp)** (1818-1865). *The Etiology, the Concept and the Prophylaxis of Childbed Fever; translated by Frank P. Murphy. Edited with Commentary and Translation of the Semmelweis "Open Letters" by Sherwin B. Nuland and Ferenc A. Gyorgyey.* Birmingham: Classics of Medicine Library, 1981. ¶ 8vo. xlii, [4], [351]-893, [1] pp. Gilt decorated slate-black leather, raised bands, all edges gilt. Fine. [MM13335]

\$ 17

"One of the epoch-making books in medical literature. Semmelweis, who earlier had shown puerperal fever to be a septicemia, strove to improve conditions in the lying-in wards of Vienna and Budapest. Misunderstood and maligned by many, he eventually published this book in support of his views on the etiology of puerperal sepsis. He had no literary style and his book is difficult reading; it had an overwhelming mass of badly-presented statistics. Sir W. J. Sinclair, his biographer, said of him that "if he could have written like Oliver Wendell Holmes, his 'Aetiology' would have conquered Europe in 12 months." -Garrison and Morton 6277. Includes the supplementary pamphlet.

☞ See: Garrison and Morton 6277 (1861 ed.).



88. **SMITH, J. Lewis (Job)** (1827-1897). *A Treatise on the Diseases of Infancy and Childhood*. Philadelphia: Henry C. Lea, 1869. ¶ 8vo. xii, 17-620, 32 pp. 5 figs. (pp. 34, 112, 115, 254), index, ads. Original full blind- and gilt-stamped mauve cloth; joints reinforced with kozo, covers recolored and mended. Ownership signature of Dr. I. P. Farquhar. Very good (noting repairs). RARE.

\$ 135

First edition. "The best known American pediatricist of his time, with the single exception of Jacobi . . . He was a man of modest nature, and gentle, unworldly demeanor, a friend to the unfortunate . . . the typical family doctor of the past . . . expressive of a generation, less metallic,



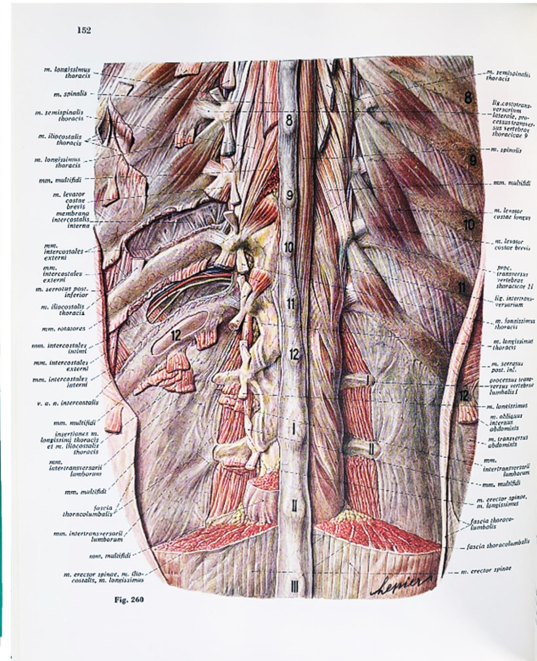

less conceited, more gentle, modest and considerate of others, than our own."

"Another giant among the remarkable group of men who literally created American pediatrics in the second half of the century was Job Lewis Smith; he came from upper New York State to New York City under the aegis of his famous brother Stephen and his equally famous preceptor, Austin Flint. Job Lewis Smith received his M.D. from the New York College of Physicians and Surgeons in 1853. . . . [He] began his practice in what was then considered the far uptown section of New York City. In the area just north of his professional office there were hundreds of shanties. His description of a typical shanty makes it clear why childhood and adult diseases were so prevalent . . . Smith was appointed clinical professor of morbid anatomy in the newly organized Bellevue Hospital Medical College in 1867. In this capacity he taught the diseases of children both in the outpatient department at Bellevue Hospital and at the autopsy table. In 1876 he was appointed clinical professor of the diseases of children at Bellevue, sixteen years after the first chair of pediatrics had been created for Jacobi at the New York Medical College." [Cone].

PROVENANCE: Dr. I. P. Farquhar, Putnam, Ohio [1869].

☞ Abt-Garrison, *History of Pediatrics*, p. 105; Cone, *History of American Pediatrics*, pp. 103-4.; Grulee 1397. See: Harold K. Faber, "Job Lewis Smith, forgotten pioneer," *The Journal of Pediatrics*, Volume 63, Issue 4, Part 2, October 1963, Pages 794-802.





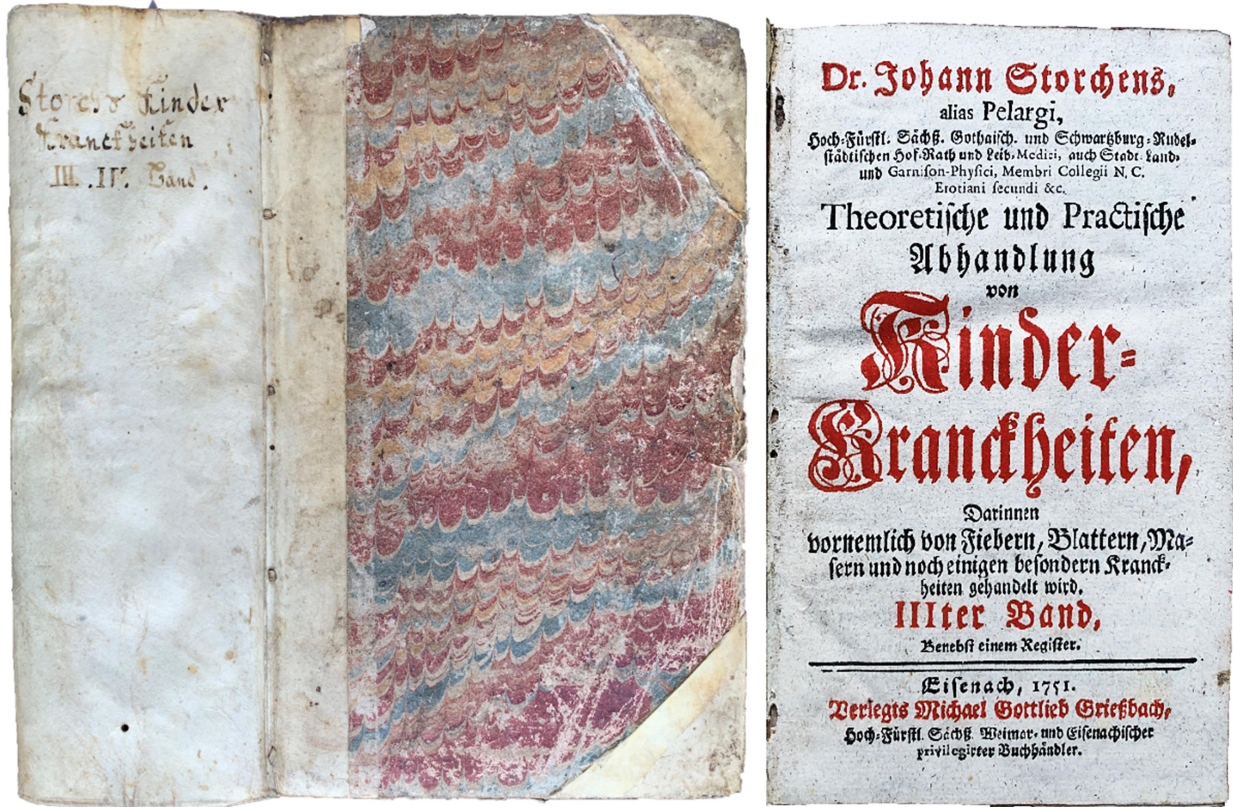
89. [SOBOTTA; BECHER]. Helmut FERNER; J. STAUBESAND (editors). *Sobotta/ Becher; Atlas der Anatomie des Menschen*. [3 volumes; complete]. Munich, Berlin & Vienna: Urban & Schwarzenberg, 1972. ¶ Three volumes. Small 4to. XVI, 270, [2]; XVI, 242; XX, 351, [3] pp. 365 + 314 + 443 illustrations (most in color). Hardcover, green printed dust-jackets; rubbed. Ownership signature of Ulrich Hacker. Scarce complete set.

\$ 45

Seventeenth edition, revised and somewhat enlarged. This edition is the first to use the PNA [Parisiensia Nomina Anatomica] nomenclature.

David Sinclair, who reviewed the set, offers, "[The 17th edition] of this classic atlas . . . lives up to the high standards of its predecessors, and needs little recommendation to those who are familiar with them." Volume 1 covers the bones, joints and muscles. [Volume 2] "deals with the circulatory, lymphatic, alimentary, respiratory and urogenital systems, and there are been some rearrangement of the contents of the previous edition: Volume 3 is [on] the nervous system and the special senses. / Some of the illustrations have been borrowed from the Pernkopf/Ferner atlas, others are new. All are as accurate, striking and handsome as usual; some of the radiographs are particularly good, and the production of the whole book is excellent. The terminology is PNA, given in Latin, and thus facilitating the use of the book by non-German readers." See:

David Sinclair, " Sobotta/Becher Atlas der Anatomie des Menschen (17th edition). Vol. 2, Eingeweide", *Journal of Anatomy*, 1973, Jan; 114(Pt 1): 141. EXTRA POSTAGE IS REQUIRED.



90. **STORCH, Johann** (1681-1751). *Theoretische und Practische Abhandlung von Kinder-Kranckheiten*. Eisenach: Michael Gottlieb Griessbach, 1751. ¶ Small 8vo. [iv], 528, [12]; 494, [10] pp. Titles printed in red & black, 2 folding engraved plates (short tear closed on vol. IV pl.), indexes; variously wormed, with occasional loss: vol. III: 13-76 (margin), 307-356 (gutter, effecting some letters at gutter on bottom 7 lines), 425-527 (margin); vol. IV: 21-94 (hitting several margins), 149-349 (gutter, sometimes into type), pp. 142-3 ink stained. Original half vellum, marbled boards, manuscript spine title. As is (due to worming).

\$ 100

Volumes III & IV of this exhaustive work on the theoretical and practical treatment of children's illnesses. Yet somehow not so often found complete. The full edition was published from 1750-51 in four volumes.

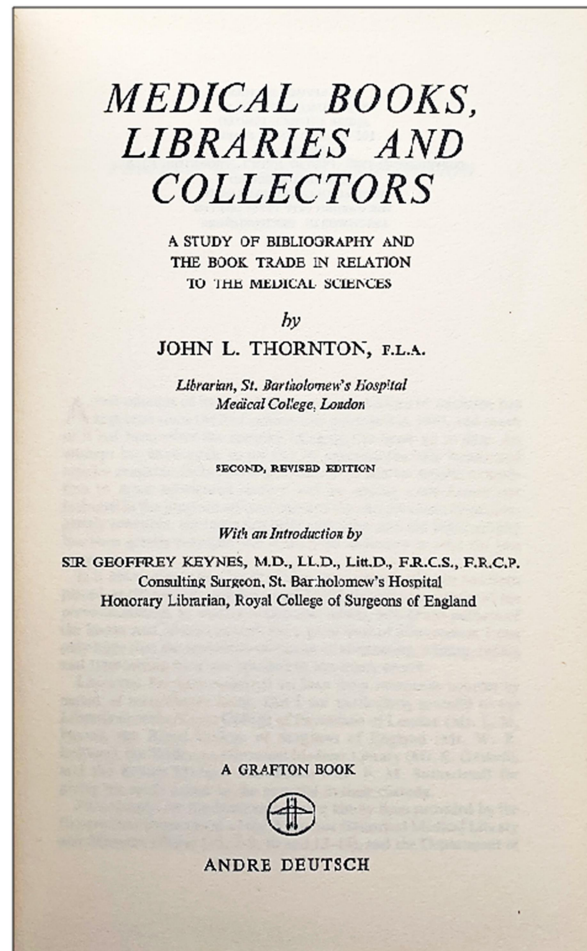
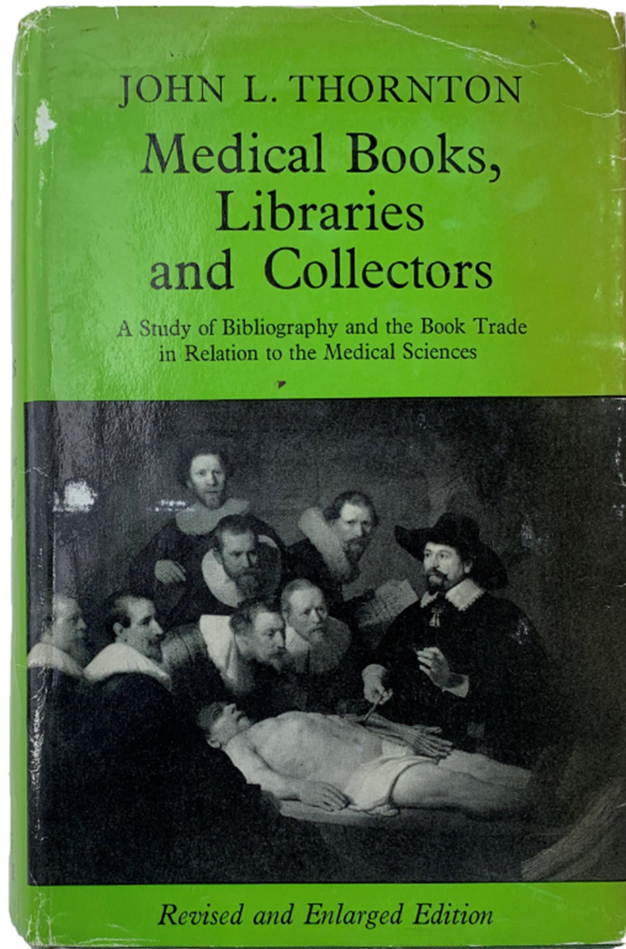
Johann Storch received his first education from private tutors and also attended a school in the neighboring Eisenach between 1694 and 1696. His father was an herbalist ("Empiricus"). Storch studied medicine from 1698 in Jena and Erfurt. In 1699 Storch had to leave Jena due to financial shortcomings. In Erfurt he received his doctorate with a thesis on "De paucitate et delectu medicamentorum". He became a doctor in Weimar and went in the year 1708 to Eisenach, where he became first Stadtmedicus and from 1718 Stadtphysicus. In 1720 he became inspector of all pharmacies, as well as ducal court and personal physician. In 1735, he received a reputation as a personal physician to the Russian court due to his skills, which he refused. In 1739, Johann Storch, with the surname EROTIANUS

II, was elected a member of the Leopoldina. In 1742 he was city and district physis and garrison doctor in Gotha. Stork died in Gotha.

Johann Storch has made a special contribution to the raising of qualifying standards for nursing and midwifery, thus putting himself in the tradition of Georg Detharding. The maintenance of patients was based on Storch's classic *sex res non naturales* of Hippocrates. Storch professed the doctrine of Georg Ernst Stahl. Storch dealt with illnesses of soldiers, he authored a multi-volume work on women's diseases and treated children and patients with infectious diseases such as the pox and measles.

☞ Grulee 733; Hirsch - Hübotter V, 444. See: Wolfgang Kaiser, Dentitio difficilis in the pediatric works of Johann Storch (1681-1751). Zahn Mund Kieferheilkd Zentralbl. 1975; 63(1): pp. 42-9.





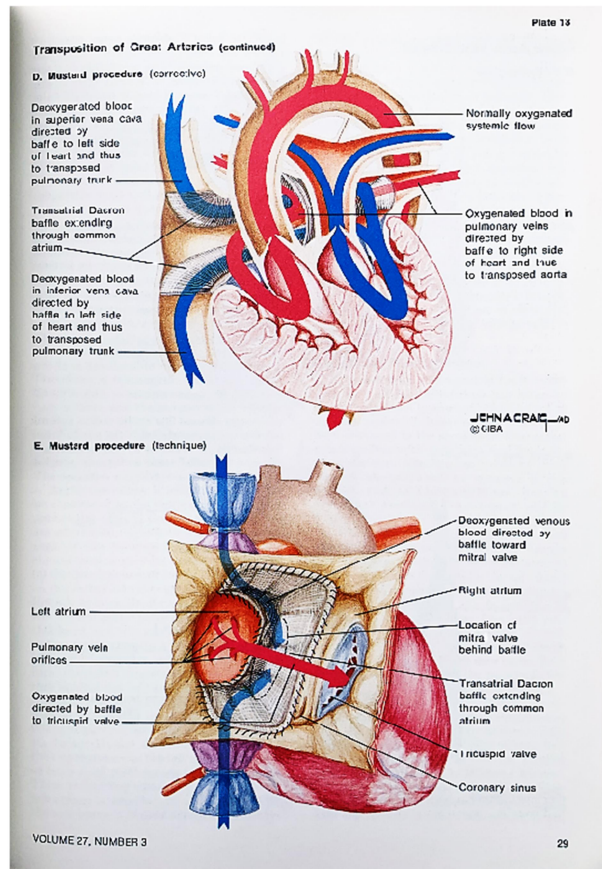
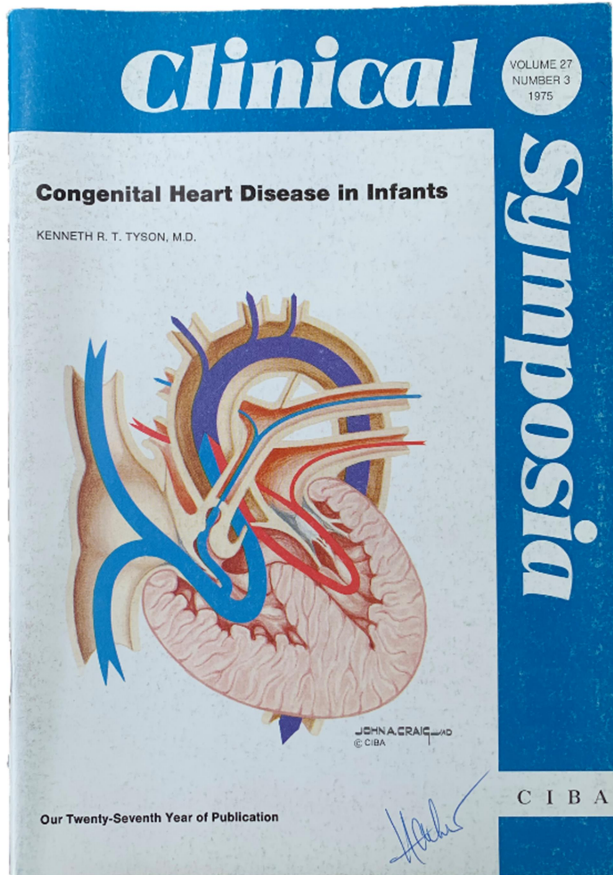
91. **THORNTON, John Leonard** (1913-1995). *Medical Books, Libraries and Collectors; a study of bibliography and the book trade in relation to the medical sciences*. London: Andre Deutsch, 1966. ¶ 8vo. xvi, 445, [1] pp. Index; some ink annotations to read pastedown. Cloth, dust-jacket; jacket rubbed. Ownership signature of Ulrich Hacker. Very good.

\$ 7.50

Second edition, revised. With an introduction by Sir Geoffrey Keynes.

Garrison and Morton 7120 [stating that this edition contains material not in the third edition].

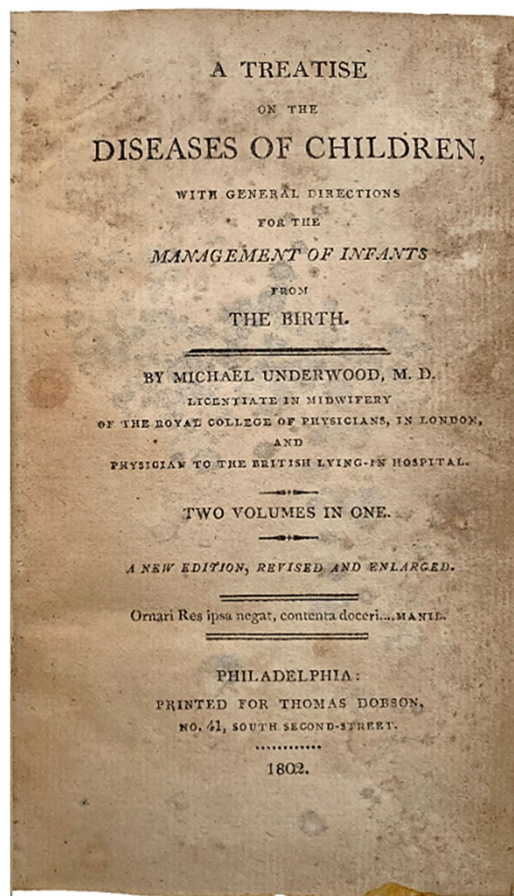





92. **TYSON, Kenneth R. T.** *Congenital Heart Disease in Infants*. Summit, NJ: CIBA Pharmaceutical Company, 1975. ¶ Series: Clinical Symposia, volume 27, number 3. 24 cm. 36, [8] pp. Original printed wrappers. Very good.

\$ 12.95

Illustrated by John A. Craig; edited by Robert K. Shapter.



93. **UNDERWOOD, Michael** (1736-1820). *A treatise on the diseases of children, and management of infants from the birth ...*, licentiate in midwifery of the Royal College of Physicians in London; physician to Her Royal Highness the Princess of Wales; and Senior Physician to the British Lying-In Hospital. *A new edition, revised and enlarged*. Philadelphia: Thomas Dobson, 1802. ¶ Two volumes in one (complete). 12mo [in 6s]. xvi, 404, 105-108 pp. Index. Contemporary calf-backed marbled boards, leather gilt-stamped spine label; label chipped, covers rubbed. Very good copy.

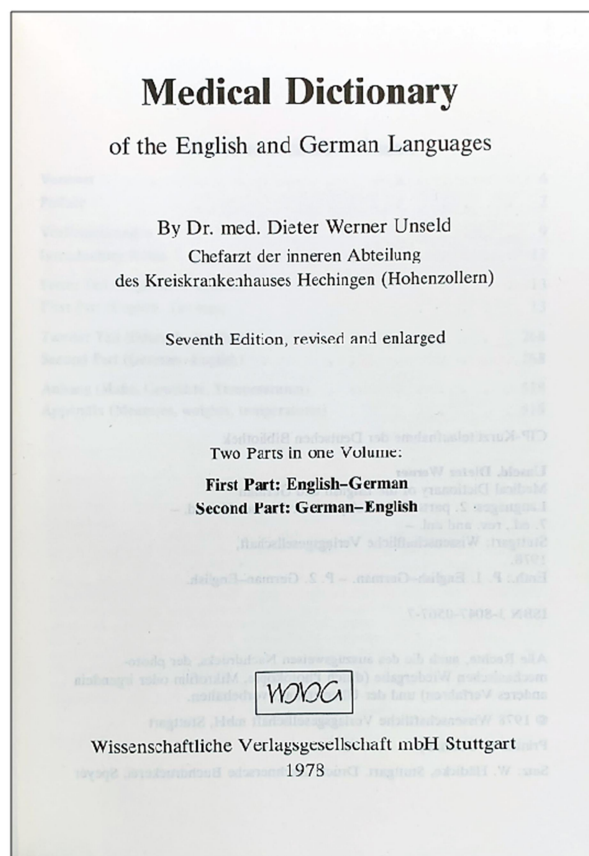
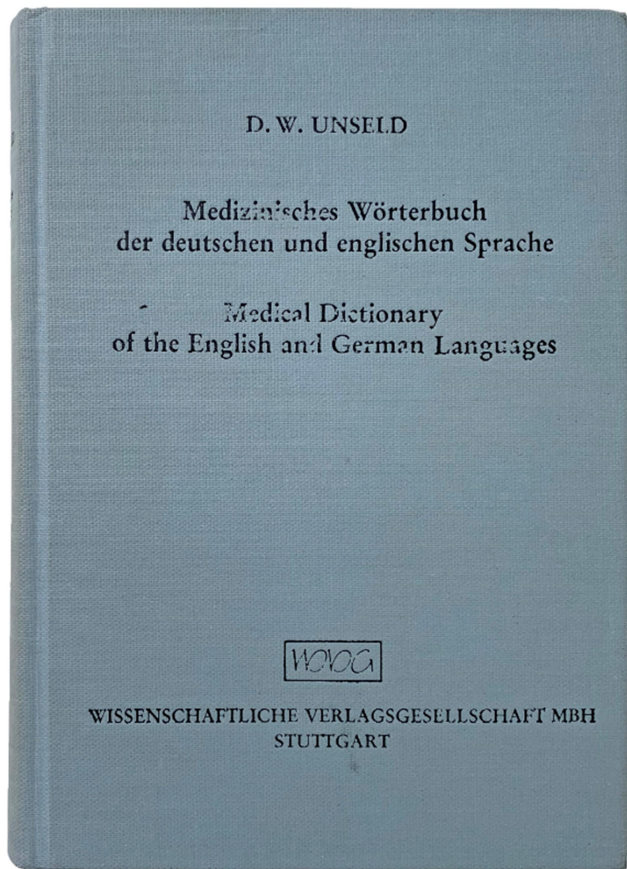
\$ 250

Early American edition, the first printed in Boston, preceded by American edition printed in Philadelphia (1793).

“Underwood laid the foundations for modern paediatrics. His work was superior to anything that had previously appeared and remained the most important book

on the subject for sixty years...” – G&M. First printed in London 1784, Underwood’s book achieved as many as ten editions through 1846, two editors following in Underwood’s footsteps. Ruhräh offers, “Apart from Rosén von Rosenstein, . . . Underwood’s was the first treatise on children’s diseases anything like our modern textbooks in style and quality.” – Ruhräh, *Pediatrics of the Past*, p. 450.

∞ Austin 1943; Garrison and Morton 6326, 2734.4 “first discussion, in a treatise on children’s diseases, of congenital heart disease”, 4015 “first description of sclerema neonatorum”, 5516 [candidiasis]. This printing not in Grulee.




94. **UNSELD, Dieter Werner.** *Medical Dictionary of the English and German languages.* [*Medizinisches Wörterbuch der deutschen und englischen Sprache*]. Stuttgart : Wissenschaftl. Verlagsges, 1978. ¶ 2 parts in 1 volume. 12mo. 520 pp. Gray cloth. Ownership signature of Ulrich Hacker, 1981. Very good.

\$ 5

Seventh edition, revised and enlarged.





95. **VOGEL, Alfred** (1829-1890). *Lehrbuch der Kinderkrankheiten*. Erlangen: Ferdinand Enke, 1860. ¶ 8vo. X, [2], 592 pp. 6 lithographic plates (2 hand-colored); lightly foxed. Original half brown morocco, mauve cloth; faded. Ownership rubber-stamp of Dr. Joh. Malin, Satteins [Austria]. Very good copy. Scarce in this condition.

\$ 95

First edition. This work was issued in twelve editions, of which this is the first. It was also translated into English.

Thus it was that the Germans dominated pediatrics during the second half of the century, as they did most other ... experimental and pathological physiology and the basic sciences. -- Elizabeth M. R. Lomax, *Advances in pediatrics and in infant care in nineteenth century England*. (p. 99).

Vogel, born in Munich, studied medicine in Erlangen, graduating in 1853. He became an assistant in Pfeuffer's clinic (1853-55). He was then appointed professor and director (1866-86) of the Dorpat medical clinic.

PROVENANCE: Dr. Johannes Malin, Sateins, Austria.

This first edition not in Grulee [see 1465-68].

∞ Abt-Garrison, *History of Pediatrics*, p. 93; A. R. Colón, P. A. Colón, *Nurturing Children: A History of Pediatrics*, Greenwood, 1999, (p. 189).

Catalogues of books are available on: **WEBERRAREBOOKS.COM**. Here are the latest issues: [all PDF form for downloading]. Additional photographs may be seen on-line for books in this catalogue.


ORDERING: To order a book from this catalogue, please contact the firm by email, phone, or letter. Prompt attention is paid to phone calls and emails. Shipping, handling & insurance are extra. All items guaranteed as described. Inquiries welcome.

On the web: **WEBERRAREBOOKS.com**

Many items listed with photographs; additional photos on request.



RECENT CATALOGUES



Catalogue 225:
Ulrich Hacker, MD
Collection of Pediatrics & the History
of Medicine



Catalogue 224:
The Middle East



Catalogue 223:
From the Library of Richard Weiss.



ORDERING: To order a book from this catalogue, please contact the firm by email, phone, or letter. Prompt attention is paid to phone calls and emails. Shipping, handling & insurance are extra. All items guaranteed as described. Inquiries welcome.

On the web: **WEBERRAREBOOKS.com**

Many items listed with photographs; additional photos on request.

JEFF WEBER RARE BOOKS

1815 Oak Ave, Carlsbad CA 92008

Phone: 323 333 4140
weberbks@pacbell.net

MEMBER: ABAA ILAB

