



ASHER Rare Books  
Since 1830

# Insects & spiders II

ANTIQUARIAN  
FORUM



# *Insects & Spiders II*

## E-CATALOGUE

Jointly offered for sale by:

ANTIQUARIAAT  
**FORUM**



**ASHER Rare Books**  
*Since 1830*

Extensive descriptions and images available on request

All offers are without engagement and subject to prior sale.

All items in this list are complete and in good condition unless stated otherwise.

Any item not agreeing with the description may be returned within one week after receipt.

Prices are EURO (€). Postage and insurance are not included. VAT is charged at the standard rate to all EU customers. EU customers: please quote your VAT number when placing orders. Preferred mode of payment: in advance, wire transfer or bankcheck. Arrangements can be made for MasterCard and VisaCard.

Ownership of goods does not pass to the purchaser until the price has been paid in full.

General conditions of sale are those laid down in the ILAB Code of Usages and Customs, which can be viewed at: <<http://www.ilab.org/eng/ilab/code.html>>

New customers are requested to provide references when ordering.

Orders can be sent to either firm.

### **Antiquariaat FORUM BV**

Tuurdijk 16  
3997 MS 't Goy – Houten  
The Netherlands

Phone: +31 (0)30 6011955

Fax: +31 (0)30 6011813

E-mail: [info@forumrarebooks.com](mailto:info@forumrarebooks.com)

Web: [www.forumrarebooks.com](http://www.forumrarebooks.com)  
[www.forumislamicworld.com](http://www.forumislamicworld.com)



### **ASHER Rare Books**

Tuurdijk 16  
3997 MS 't Goy – Houten  
The Netherlands

Phone: +31 (0)30 6011955

Fax: +31 (0)30 6011813

E-mail: [info@asherbooks.com](mailto:info@asherbooks.com)

Web: [www.asherbooks.com](http://www.asherbooks.com)



*Lucanus Cervus*  
the  
Stag-Beetle.

*Published November 1, 1819, by R. Hunter 8<sup>1</sup>/<sub>2</sub> Paul's Church Yard, London.*

*Entomology for the youth,  
anonymously written by a female author,  
with 25 hand-coloured plates*

**I. [BEAUFORT, Louisa Catherine].** Dialogues on entomology, in which the forms and habits of insects are familiarly explained.


London, Rowland Hunter (back of title-page: Charles Wood), 1819. 8°. With 25 hand-coloured engraved plates. Later green half morocco. € 750

First and only edition of an illustrated entomological work intended for the youth, especially for girls, anonymously published by the Irish author and artist Louisa Catherine Beaufort (1781–1863). It is written in the form of dialogues between a child named Lucy and her mother, exploring all aspects of the insect world. The 45 dialogues cover moths, caterpillars, insect eggs, larvae, and the classification of insects, covering 7 orders and its species. The hand-coloured engraved plates contain between one and four figures, including butterflies, flies, spiders and beetles. It closes with an index to the treated insects. The book is dedicated to the English writer Maria Edgeworth (1768–1849), who wrote many children's novels. Louisa and her sister Harriet, began writing novels to support themselves and their father after the latter relinquished his clerical post.

With only a few small spots and some faint offsetting of the plates on the opposite pages. Overall in very good condition.

xii, 408 pp. *K. Larsen, The women who popularized geology in the 19th century, p. 44; K. Tolley, The science education of American girls, p. 107; not in Horn & Schenkling; Nissen, ZBI.* [More on our website](#)

8.



*Depicting 1315 beetles and larvae,  
the majority coloured by hand*

**2. BERGE, Karl Friedrich Wilhelm.** Käferbuch. Allgemeine und specielle Naturgeschichte der Käfer, mit vorzüglicher Rücksicht auf die europäischen Gattungen. Nebst der Anweisung, sie zu sammeln, zuzubereiten und aufzubewahren.

Stuttgart, Hoffmann, 1844. 4°. With 36 lithographed plates (34 hand-coloured) and a few wood-engraved illustrations in text. Original publisher's printed paper wrappers. € 395

First edition of an illustrated work on beetles by the German naturalist, ornithologist and entomologist Friedrich Berge (1811–1883). The 36 plates depict 1315 beetles and larvae, the majority of which are coloured by hand. The work opens with a general introduction to natural history and closes with a German and a Latin index. Also includes is a section on collecting and preserving beetles. Wrappers detached from spine, water stained, spine cracked. Internally in good condition, wholly untrimmed.

268 pp. *Horn & Schenkling 1220; Nissen, ZBI 321.* [More on our website](#)

LB  
Colonial Museum and Geological Survey Department.

JAMES HECTOR, C.M.G., M.D., F.R.S.,  
DIRECTOR.

LIBRARY  
M.C.A.  
PLYMOUTH  
Cancelled.

MANUAL

OF THE

NEW ZEALAND COLEOPTERA.

BY

CAPTAIN THOMAS BROUN.

PART II.

PUBLISHED BY COMMAND.

NEW ZEALAND:

BY AUTHORITY: GEORGE DIBBERT, GOVERNMENT PRINTER, WELLINGTON.

1881.

## *Most extensive manual on the beetles of New Zealand*

3. **BROUN, Thomas.** Manual of the New Zealand coleoptera.

Wellington, James Hughes, 1880–1893. 7 parts (all published) in 3 volumes. 8°. Modern blue half cloth. € 1250

Complete set of a manual of the New Zealand coleoptera by Captain Thomas Broun (1838–1919). From 1876 to 1888 he was teacher at Tairua, Whangarei Heads, Kawau Island and Howick. During this period he prepared the first volume of his Manual of the New Zealand Coleoptera, which was first published in 1880 and contained descriptions of 1140 species. Six further parts were published, the final one in 1893. In total Broun identified some 3,979 species of New Zealand insect and his works still remain the definitive text on this subject.

Cancellation stamps from a library in Plymouth on free endpapers and title-pages. Good set of this important work on the New Zealand Coleoptera.

[2], XIX, [1 blank], 651, [1 blank] pp. *Junk, Bibliographia Coleopterologica (1935), 4525; not in Nissen, ZBI.* [More on our website](#)



1. 2. 3. 4. CALLIDRYAS CROCALE - 5. 6. CALLIDRYAS FLAVA  
7. 8. 9. 10. CALLIDRYAS CATILLA

*On the butterfly genus Callidryas (Phoebis),  
with 16 chromolithographed plates*

4. **BUTLER, Arthur Gardiner.** Monograph of the genus Callidryas. London, E.W. Janson, 1873. 4°. With 16 chromolithographed plates. Contemporary dark purple cloth. € 200

First edition of a monograph on the butterfly genus *Callidryas (Phoebis)*, native to the Americas, of the family *Pieridae*, by the ornithologist and entomologist Arthur Gardiner Butler (1844–1925). It contains extracts from parts III to XVIII of Butler's *Lepidoptera exotica*, published between 1869 and 1874. Included are 43 species, all depicted on the plates, showing both male and female and both the upper and lower surface of the wings. The entries contain a brief physical description, the localities, and some notes, sometimes referring to other authors. Spine discoloured. Internally in very good condition.

[1], [1 blank], 39, [1 blank] pp. Cf. Nissen, ZBI 779 (*Lepidoptera exotica*). [More on our website](#)

*1000 species of Hungarian spider  
with 700 detail figures*



5. **CHYZER, Cornelius and Wladyslaw KULCZYNSKI.** *Araneae Hungariae secundum collectiones a Leone Becker pro parte perscrutatas ... Tomus I.* [, II-di pars prior., II-di parts posterior.].

Budapest, Hungarian Academy of Sciences, 1891–1897. 2 volumes (vol. II in 2 parts) bound as 1. Royal 4° (30 × 23.5 cm). With 16 lithographed containing about 700 detail figures, nearly all combining line images and shading, and many in vol. I in duotone (grey and blue). Near contemporary green half cloth. € 1750

Rare first and only edition, in Latin (with the preface to each part also in Hungarian/Magyar), of an extensive and thorough study of Hungarian spiders, with about 700 figures illustrating details of spider anatomy (mostly showing parts of the exoskeleton). It describes about 1000 spider species in XXII numbered families, with the genera numbered per family and the species per genus. The Hungarian physician Cornelis Chyzer (1836–1909) in Budapest and the Polish professor of zoology Wladyslaw Kulczynski (1854–1919) in Krakow are best known as arachnologists. Their present collaborative book was their great masterpiece. They note in the title and preface that many of the species had been collected and described by the Belgian painter and arachnologist Léon Becker (1826–1909), who published his account of Belgian species in four volumes, 1882–1896.

With a presentation inscription from the author Cornelis Chyzer to the German Arachnologist Ludwig Koch (1825–1908) and library stamps. Paper browned as usual. Water stains in the plates to vol. I and in the foot margin of the plates to part 1 of volume II, those to part 2 of vol. II slightly browned. Otherwise in good condition. Rare standard work on Hungarian spiders.

[4], 168, [4]; [4], 151, [1]; [4], 147–366 pp. *BMC NH*, p. 350; *Pierre Bonnet, Bibliographia araneorum*, p. 306; not in *Horn & Schenkling*; *Nissen, ZBI*. [More on our website](#)

*Rare school book on zoology  
with numerous wood-engraved illustrations*

6. [DUTCH SOCIETY OF ARTS]. Klein natuurkundig museum. De dieren. Vogelen en insecten. Visschen en plantdieren.

The Hague, Nederlandsche Maatschappij van Schoone Kunsten, J.J. van Ryckevorsel, 1841. 4 parts in 1 volume. Small 4°. With numerous wood-engraved illustrations of animals in text, several full-page. Original half purple morocco.

€ 650

Complete set of the only edition of a richly illustrated school book on zoology. The first two parts are devoted to mammals, the third part to birds and insects, and the fourth part treats fishes, invertebrates, shells, amphibians, reptiles etc. It was published by the Dutch Society of Arts, founded by King Willem II to promote book illustration in the Netherlands. The famous English wood-engraver Henry Brown was invited to The Hague to start a Dutch school of wood-engravers, which turned out artists like Rochussen, Ten Kate, Sam. Verveer, etc. The Society however, soon collapsed for want of funds, and the Society's stock of hundreds of woodblocks went mainly to K. Fuhri, a publisher of popular books at The Hague.

With bookseller's label P.C. Dill at the Hague. Binding slightly rubbed and discoloured; stamp on verso of the title-page. Very good copy.

64; 64; 64; 63, [1 blank] pp. NCC (6 copies); On the Society: see A.C. Kruseman, *Bouwstoffen voor een Geschiedenis van den Nederlandsche Boekhandel, 1830-1880*. [More on our website](#)



GEKORVENE DIEREN. (INSECTA.)

Het woord insect beteekent gekorven en wordt toegekend aan die dieren welke geene wervelbeenderen hebben, en wier kenmerken bestaan in een ligchaam, zamengesteld uit kleine zeer kennelijke deeltjes, welke even vele over elkander schuivende ringen vormen, en welke een even groot aantal kerven daarstellen; vervolgens is de aanwezigheid van luchtblazen tot hunne ademhaling dienstig, terwijl men bij hen daarentegen geene longen of kieuwen aantreft.

Men telt weinig minder dan vijftig duizend insecten soorten, waaronder er zijn, die niet de minste overeenkomst met elkander hebben; hun ligchaam wordt in het algemeen in drie deelen verdeeld: de kop, het harnas en het achterlijf.

Diegene, welke zonder vleugels zijn, hebben meer dan zes pooten; die, welke zich met vochtige spijzen voeden,



## Entomologists in the network of freemasons between American and the French Revolutions

7. **FORSTER, Johann Reinhold.** [Letter to an unnamed fellow freemason in Braunschweig, probably Ferdinand, Herzog von Braunschweig-Lüneburg or someone in his inner circle].

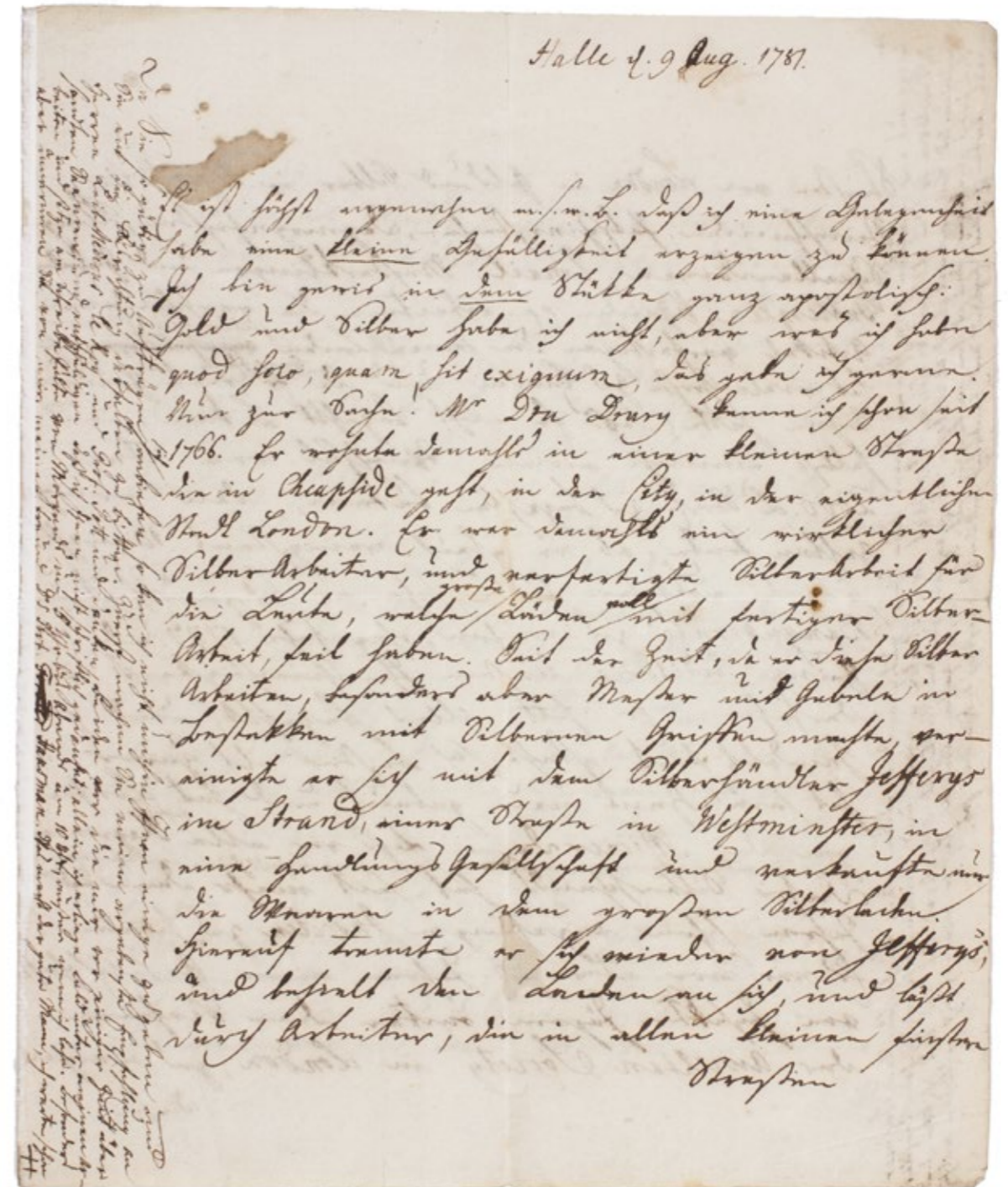
Halle (Saale), 9 August 1781. 4°. Autograph letter in German, signed, written in brown ink on laid paper in a clear German hand, with foreign words and names in a Latin hand. € 12 500


Signed autograph letter from Johann Reinhold Forster (1729–1798), professor of natural history at the University of Halle, member of the Royal Societies of London and Göttingen and very active freemason, to a fellow mason at Braunschweig, passing on information about the London goldsmith and entomologist Dru Drury (1725–1804) and his *Illustrations of natural history* (1770–1782), explicitly noting that Moses Harris engraved the butterflies for it and that the third volume was in press. It also makes reference to many other figures in the English scientific circles, including Joseph Banks and Henry Smethman. The footnote refers to the engraved portrait of Linnaeus and to the 1781 supplement to his *Mantissa plantarum*, published at Braunschweig.

After Johann Reinhold and his son Georg returned from Cook's second voyage to the South Seas (1772–1775), they joined the masonic lodge *Les neuf soers* in Paris, established in 1776, where Voltaire, Benjamin Franklin, Jérôme de Lalande and many other leading intellectuals met and kept in touch.

Formerly folded horizontally and vertically for posting and later mounted on a stub (with traces surviving along the main fold). Slightly browned and with minor wear along the old folds, and with some small ink stains, affecting but not obscuring a few words. Still in good condition. A detailed letter giving insights into the important scientific and masonic networks in Europe between the American and the French Revolution.

[4] pp. For background information: Whitehead, "A guide to the dispersal of zoological material from Captain Cook's voyages", pp. 53–93, at pp. 68–70; Uhlig, *George Forster*, especially pp. 136–138. [More on our website](#)





## German entomological periodical

**8. GERMAR, Ernst Friedrich (editor).** Zeitschrift für die Entomologie. Erster [-Fünfter] Band.

Leipzig, Friedrich Fleischer, 1839–1844. 10 parts in 5 volumes, bound as 6. 8°. With 15 numbered plates, including 5 hand-coloured engravings. Including 2 publisher's advertisements "Ankündigung die Fortsetzung von Wiegmann's Archiv für Naturgeschichte betreffend" (2 pp.) and "Nachricht für Freunde der Entomologie" (4 ll.). Modern green boards with original wrappers bound in. € 750

All parts published of an entomological periodical edited by Ernst Friedrich Germar (1786–1853), a German professor and director of the Mineralogical Museum at Halle, with a special interest in entomology. Including articles by Germar, Erichson, Döbner, Westwood, Herrich-Schäffer, Burmeister, Schmidt, Hartig, Gravenhorst, Schaum, Siebold and many others. The periodical was later continued as *Linnaea Entomologica*.

In good condition, with library stamps in the first and last volume, some occasional foxing. Rare.

vii, [1], 196; [4], 193–400, [3], [1 blank]; [4], 240; [6], 241–450; [8], 408; [6], 434, [6]; vi, 482 pp. *BMC NH*, p. 2384; *Hagen I*, p. 275; *Horn & Schenkling* 7608. [More on our website](#)

A  
TREATISE  
Of the Safe, Internal Use of  
CANTHARIDES  
IN THE  
Practice of Physick.

Written a few Years since in *Latin*, by that Eminently  
Learned and Experienc'd Physitian,  
Dr. JOHN GREENFIELD,  
Member of the College of Physitians in *London*, in  
his own Vindication, upon account of a Contest  
that then happen'd between him and some of the  
College, about his administering them inwardly to  
his Patients.

Now Translated into *English* with his Approbation,  
By JOHN MARTEN, Chyrurgeon.

To which are added,  
Several further and very remarkable Observations and Histo-  
ries of the said Doctor, also of the Translator and others, con-  
cerning the safe, prevalent, effectual, and wonderful Vertues  
of CANTHARIDES internally administred in divers dif-  
ficult and deplorable Distempers, as Ulcers of the *Kidney's* and  
*Bladder*, *Stone*, *Gravel*, *Strangury*, *Dropsies*, and some particular  
*Veneral Cases*; most clearly evincing that without them,  
those Diseases can never be Cured. As also

An Anatomical and Chymical Account of that INSECT,  
with some very curious Observations relating thereto, made  
by the *Fire* and *Microscope*. Likewise a Letter to the Doctor of  
the Effects of CANTHARIDES in the Gout, to which is  
subjoin'd a true History of that cruel Disease, and how far  
CANTHARIDES contributes towards its Cure.

Φεύγετε Κανθαρίδες λύεσθε ἀγρυπνεύετε διὰ τὴν ἰατρικὴν. Trallian.

LONDON: Printed for Jeffrey Wale at the Angel in St. Paul's  
Church-yard, and John Isted at the Golden Ball against St.  
Dunstan's-Church in Fleet-street. 1706.

*First English edition of a medical treatise on Spanish fly*

9. GROENVELT, Joannes. A treatise of the safe, internal use of cantharides in the practice of physick.

London, Jeffrey Wale, John Isted, 1706. 8°. 19th-century tanned half sheepskin, tree-marbled paper sides. € 4500

First English edition of a treatise on the medicinal use of Spanish fly (*Lytta vesicatoria*, traditionally classified in the family Cantharidae). Joannes Groenevelt (1648–1715/16) was a Dutch-born physician, practising in London from 1675 on. Spanish fly was known for centuries as an aphrodisiac, but was also extremely dangerous, overdoses sometimes causing death. Greenfield, as he called himself in England, strongly advocated the use of Spanish fly, primarily for the treatment of gout and of bladder and kidney diseases. One of his patients accused him of malpractice and Groenevelt was fined and sent to Newgate prison, but obtained permanent freedom through William III's general pardon in 1691. He published the present treatise on the use of Spanish fly as a vindication of his methods. It includes a laudatory poem by Bernard Mandeville, detailed descriptions of the various medicinal uses of Spanish fly, followed by medical observations and several recipes.

[40], 363, [3] pp. Blake, p. 187; ESTC T64914; for the author: Cook, "Groenevelt, Joannes (bap. 1648, d. 1715/16)", in: ODNB (online ed.). [More on our website](#)

*Flower watercolour with insects,  
by the daughter of Maria Sibylla Merian*

**10. HEROLT, Johanna Helena.** [Watercolour of a branch of a French roses, with several flowers and insects].

[Amsterdam, ca. 1700]. Watercolour drawing (38.5 × 29 cm) on extremely fine white parchment, said to be uterine lamb, showing a branch of French roses with three fully opened flowers, five buds or partly opened flowers, four ants (with and without wings) and probably a hover fly. Framed. € 79 500


Characteristic original watercolour botanical drawing by Johanna Helena Herolt (1668–1728), the eldest daughter of Maria Sibylla Merian and Johann Andreas Graff. It shows a branch of French roses (*Rosa gallica*) with three large, fully-opened flowers and five buds or partly opened flowers, four ants (one winged) and probably a hoverfly (Syrphidae). She probably drew it in Amsterdam around 1700. Though she still remains in the shadow of her mother, she was a fine flower and insect artist in her own right and there is growing appreciation of her work. Her watercolours, more baroque than her mother's and often with brighter colours, radiate vigour and vivacity: the flowers, painted with intensity in every detail, really come to life.

A series of Herolt's works from 1698 in the Herzog Anton Ulrich Museum in Braunschweig includes similar sheets of roses (nos. 10, 26, 28, etc.). Reitsma, p. 135, notes that the prices for the flower watercolours increased with the number of insects.

In the finest state of preservation.

*Cf. Reitsma, Maria Sibylla Merian & dochters (2008), ills. 103 & 110 (pp. 139 & 147); Wettengl, ed., Maria Sibylla Merian 1647–1717, kunstenaars en natuuronderzoekster (1998), p. 85. [More on our website](#)*





*Classic description of beetles,  
with 1854 species on 40 coloured plates*

**II. HEYNE, Alexander and Otto TASCHENBERG.** Die exotischen Käfer in Wort und Bild.

Esslingen & München, J.F. Schreiber (back of title-page: printed by G. Reusche, Leipzig), [1893–]1908. Large 4° (33.5 × 26.5 cm). With 40 chromolithographed plates (lithographed by Max Brüggemann, Leipzig and printed by F.A. Brockhaus). Publisher's original decorated cloth.

*With:* (2) **HEYNE, Alexander.** Systematisches und alphabetisches Verzeichnis der bis 1892 beschriebenen exotischen Cicindelidae.

Leipzig, Ernst Heyne, 1894. Large 8° (27 × 17.5 cm). Contemporary half cloth. € 700

First edition classic visual description of beetles, originally published in 27 instalments from 1893 to 1908. The work was started by the German entomologist Alexander Heyne (1869–1927) and after 12 instalments published with the help of his colleague Otto Taschenberg (1854–1923). The attractive coloured plates depict 1854 beetle species.

Binding rubbed along the extremities, but internally in very good condition.

[8], VII, [1 blank], 262, L pp.; 36, [2] ll. *Nissen, ZBI 1932.* [More on our website](#)



## *Important work on European butterflies*

**12. [HOFMANN, Ernst] and Arnold Spuler (editor).** Die Schmetterlinge Europas. Dritte Auflage.

Stuttgart, E. Schweizerbart, 1908–1910. 4 volumes. 4°. With 155 chromolithographed plates. Original publisher's decorated cloth. € 1250

Third and best edition of Ernst Hofmann's important work on the European Lepidoptera, edited by the German entomologist Arnold Spuler (1869–1937). The present set includes the fourth volume (often lacking) on European caterpillars: *Die Raupen der Schmetterlinge Europas*. The first two volumes provide descriptions of different butterfly-families and species, while the third contains all the plates depicting the butterflies, both male and female, with their wings opened and closed.

A few plates with minor, mostly marginal, foxing. Binding only slightly rubbed along the extremities. Overall in very good condition.

[8], cxxviii, 385, [1 blank], [6]; [6], 523, [1 blank], [4]; [6] pp. 95 ll. + 95 plates; xvii, [1 blank], 60 ll. + 60 plates. *Nissen, ZBI 1973a*.

[More on our website](#)





## Descriptions of entomological specimens from Brazil

**13. KLUG, Johann Christoph Friedrich.** Entomologiae Brasiliae specimen.

[Bonn, Wolfgang Schwarzkopf, 1821]. With 3 hand-coloured engraved plates, by Franz after S. Weber.

*With:* **(2) KLUG, Johann Christoph Friedrich.** Entomologiae Brasiliae specimen alterum, sistens insectorum coleopterorum nondum descriptorum centuriam.


[Bonn, Wolfgang Schwarzkopf, 1825]. With 5 hand-coloured engraved plates by S. Weber. 2 works in 1 volume. 4°. Modern boards. € 1750

Both parts of a description of entomological specimens from Brazil by the German entomologist Johann Christoph Friedrich Klug (1775–1856). It includes descriptions and illustrations of specimens collected by Grigory Langsdorff, Johann Centurius Hoffmannsegg, Ignaz von Olfers and others. The parts were published in volumes 10 and 12 of *Nova acta physico-medica Academia...*, the journal of the Academia Leopoldina in Schweinfurt.

Untrimmed, first part a bit foxed and plates lightly browned. Good copy.

277–324; 419–476 pp. *Horn & Schenkling 11967 & 11970; Nissen, ZBI 2214; not in Borba de Moraes.*

[More on our website](#)



• Fig 24. GLOMERIS PULCHRA.  
 • — 25. ——— ID. VAR.  
 • — 26. ——— TRANSALPINA.

Lith. Anst. v. H. Schenck in Halle 4/3.

## The finest iconography on myriapods

**14. KOCH, Carl Ludwig Christian.** Die Myriapoden. Getreu nach der Natur abgebildet und beschrieben.

Halle, H.W. Schmidt, 1863. 2 volumes. Large 8° (24 × 15.5 cm). With 119 illustrations on 118 lithographed plates (figures CVII & CVIII on 1 plate), all coloured by hand. Contemporary blind-blocked dark green cloth, title in gold on spine. € 975

First edition of a nicely illustrated work on myriapods by the German entomologist Carl Ludwig Christian Koch (1825–1908). It gives a physical description of many different myriapods, often with a short remark of their habitat, and almost all species are depicted in the plates, often life-size. Koch was specialized in arachnology, publishing several works on the subject including *Aegyptische und Abyssinische Arachniden* (1875), *Die Arachniden Australiens* (1871) and *Die Arachniden-Familie der Drassiden* (1866).

Some occasional foxing and slightly browned in the margins, otherwise in good condition. Bindings only very slightly rubbed along the spine.

[2], 134; VI, 112 pp. *Nissen, ZBI*, 2254; not in *Horn & Schenkling*. [More on our website](#)



*First introduction of the concept of type species,  
with 4 drawings in the margin*

15. **LATREILLE, Pierre André.** Considérations générales sur l'ordre naturel des animaux composant les classes des crustacés, des arachnides, et des insectes; avec un tableau méthodique de leurs genres, disposés en familles.

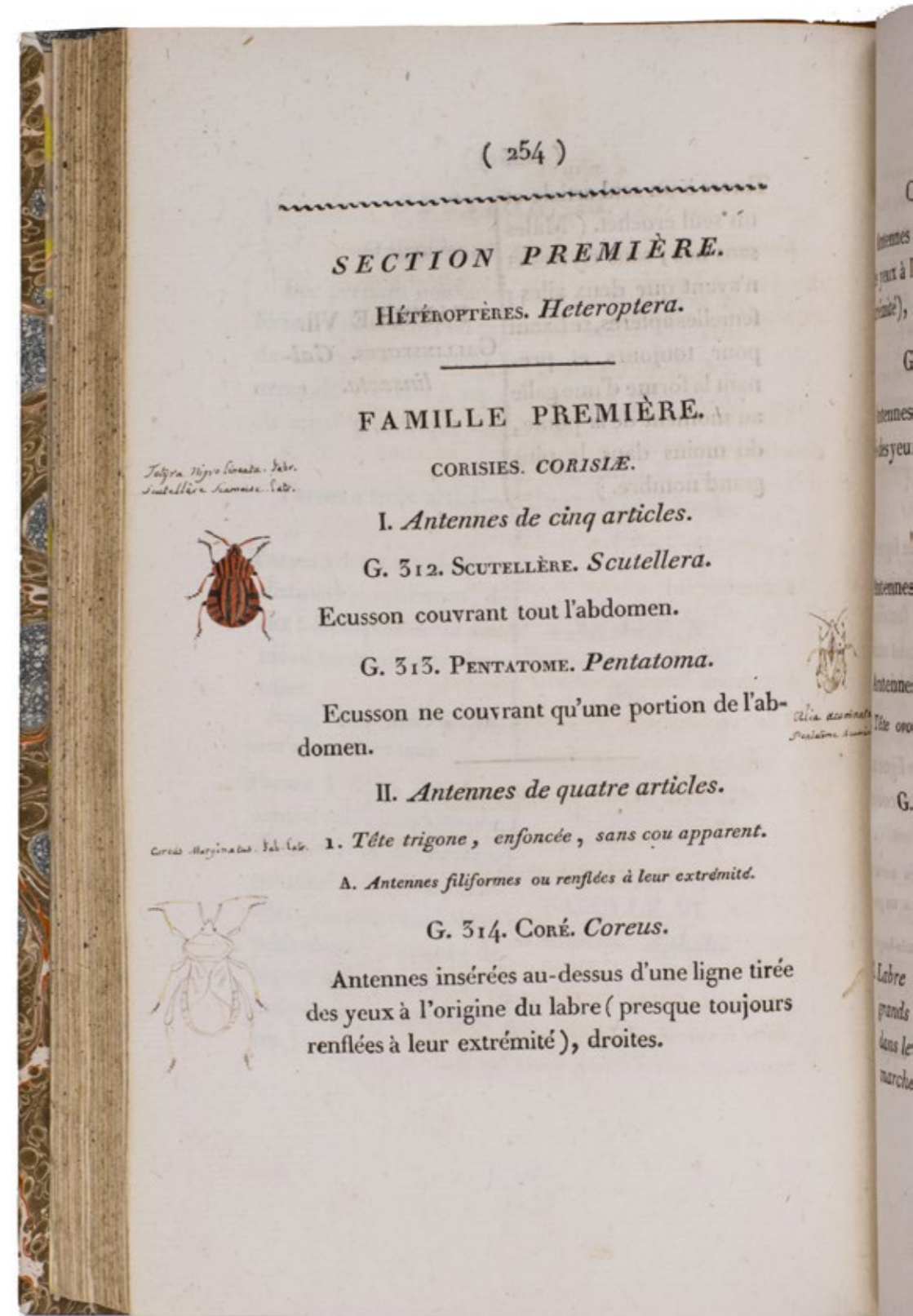
*Including:* Table des genres avec l'indication de l'espèce qui leur sert de type.


Paris, F. Schoell, 1810. 8° (205 × 125mm). With three pen drawings of jewel bugs, one hand-coloured, and one pen drawing of a stilt-bug on pp. 254–255. Light brown half morocco, gold-tooled spine. € 950

Rare first and only edition of a classification of the genera of the insects, which also included arachnids and crustaceans, by “one of the foremost entomologists of the day” (DSB). A former priest, Latreille (1762–1833) was employed by the Muséum national d'histoire naturelle in 1798 to aid Lamarck in organizing its collection. Unlike Linnaeus and Fabricius, who had constructed artificial systems for classifying the insects, Latreille's goal “was to arrange the genera of insects in their ‘natural order’ by taking numerous characters into consideration” (DSB). In his major work, *Genera crustaceorum et insectorum* (1806–1809) he “presented a balanced approach... dealing with behavioural and taxonomic problems alike” (DSB). This publication was more or less summarized in the *Considérations générales*, in which Latreille introduced the concept of “type species”.

With the bookplates of J. d'Aguilar and D. de Romand and several contemporary annotations a few of which are very lightly shaved. Spine slightly damaged; title-page and half-title restored; a very good copy.

444 pp. DSB VIII, pp. 48–49; Dupuis, “Pierre Andre Latreille (1762–1833)” in: *Annual review of entomology* XIX, 1 (1974), pp. 1–13; Horn & Schenkling 12839. [More on our website](#)





## Attractive zoological atlas

**16. LUMNITZER, Johann Georg.** Naturhistorische Tafeln des Thierreichs nebst systematischem Namensverzeichnis der darauf enthaltenen Gegenstände in lateinischer, deutscher, französischer, italienischer, ungarischer, polnischer und englischer Sprache ... Nach der Natur und den besten Hilfsmitteln entworfen und gezeichnet von ... Lumnitzer.

Vienna, Heinrich Friedrich Müller, 1825. Oblong folio (37 × 53 cm). With 7 hand-coloured engraved plates with almost 1,000 figures, mammals (77), birds (138), amphibians and reptiles (60), fishes (72), insects (507), and shells and other invertebrates (255). Contemporary half calf. € 3750

First and only edition of an attractive zoological atlas with the names of the animals in seven languages (Latin, German, French, Italian, Hungarian, Polish and English), printed in parallel columns. The atlas was published under the auspices of Heinrich Friedrich Müller (1779–1848), a Viennese innovator in printing technology and publisher, known for his picture books for the youth. Johann Georg Lumnitzer (1783–1864) made the attractive drawings and the engraving was done by Joseph Eisner (1788–1861). Its success may be judged by the reappearance of some of the figures in other zoological atlases, such as an unrecorded work with illustrations to Rebau's *Naturgeschichte für die deutsche Jugend* (cf. Engelmann, p. 118; Nissen ZBI 1495).

Some thumbing throughout (mostly affecting the foot margins of the plates), spine restored, otherwise in very good condition.

[15] ll. of letterpress text + 7 plates *Horn & Schenkling* 14258; *Engelmann*, p. 302; *Nissen*, ZBI 2593; *Thieme & Becker X*, pp. 440–441. [More on our website](#)

*Important monograph on Braconidae  
with 53 plates (33 coloured)*

**17. MARSHALL, Thomas Ansell.** Species des Hyménoptères composant le groupe des Braconides avec la description de toutes les espèces d'Europe et des pays limitrophes en Afrique et en Asie.


Gray (Haute-Saône), Bouffaut frères (colophons: E. Kapp, Paris), 1888–1897. 3 volumes. Royal 8° (25 × 17 cm). With 53 lithographed plates, including 33 coloured by hand. Contemporary half calf, gold-tooled spines. € 1500

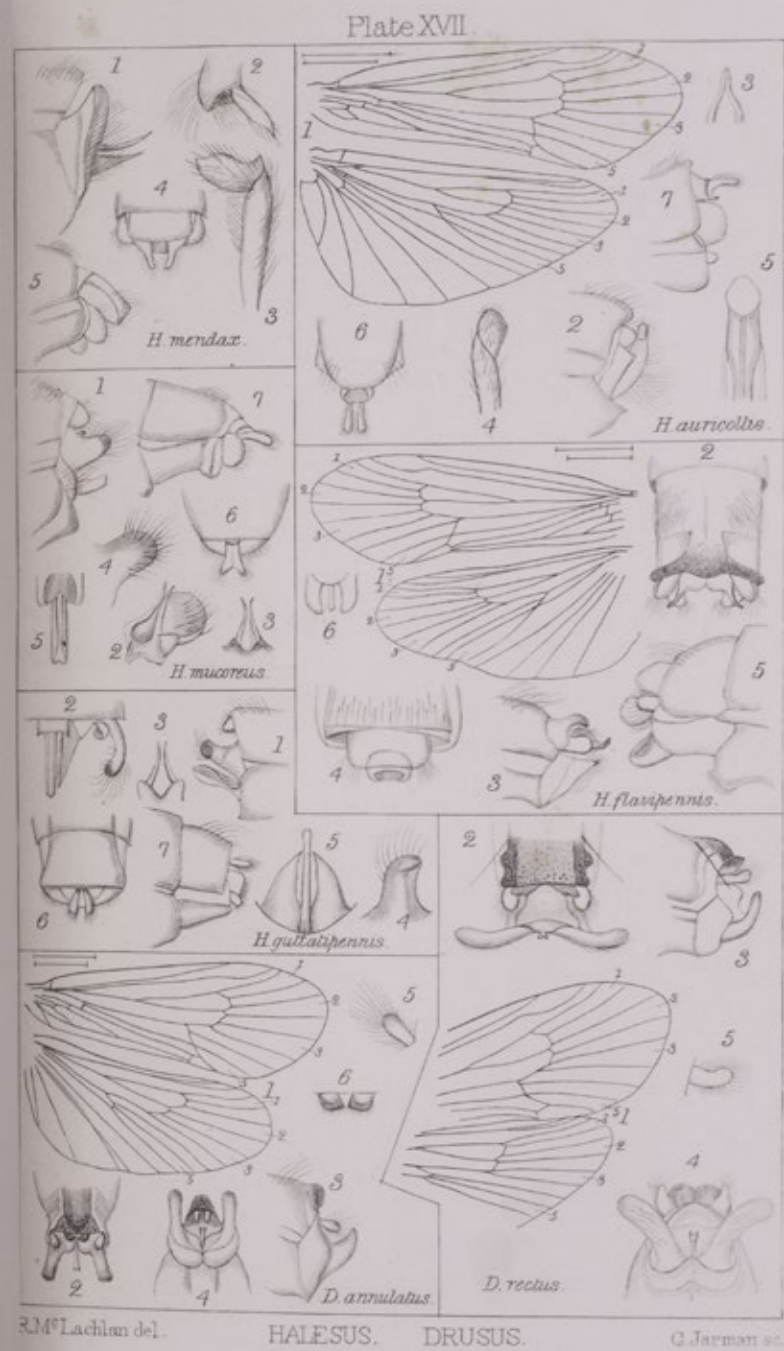
Rare set of all three volumes of Marshall's monograph on Braconidae, a family of parasitoid wasps, published as volumes 4, 5 and 5 bis of André's principal work *Species des Hyménoptères d'Europe et d'Algérie*, published with the aid of André's brother and other hymenopterists. It covers species from Europe and adjacent countries.

Thomas Ansell Marshall (1827–1903), his name is misspelled on the title-page as Marshal, was a British entomologist specialized in hymenoptera, who had published his *Monograph of the British Braconidae* in 1885.

Title-page of the first volume slightly browned and the half title- of the third with a tiny restored tear, but otherwise in very good condition.

X, [11]–609; [6], 635; VIII, [9]–373, [3], 82 pp. *Nissen, ZBI 114 no. 4.* [More on our website](#)





## Very rare study of European Trichoptera

**18. MCLACHLAN, Robert.** A monographic revision and synopsis of the Trichoptera of the European fauna.

London, John van Voorst; Berlin, Friedländer (colophon: printed by Napier, London), 1874–1880. Royal 8° (25 × 17.5 cm). With 59 lithographed plates. Contemporary half calf. € 1750

Very rare work on Trichoptera, commonly known as caddisflies. The present publication is considered the greatest work of the British entomologist Robert McLachlan (1837–1904), the first editor of the *Entomologist's monthly magazine* and the leading English neuropterist. In the introduction he modestly emphasizes that it is not an actual monograph (hence the title), because “it would hardly be correct to call such a work ‘a monograph’, with the knowledge that nearly each week makes me acquainted with new forms received from correspondents, and with the certainty that at present we are probably acquainted with scarcely one-half of the species inhabiting the geographical limits of Europe”. The work, originally published in 9 instalments, describes 474 species and the 59 plates contain ca. 2000 figures. An additional supplement was published in 1884, which is not included.

Some spots to the title-page and last leaves, but otherwise in very good condition. Spine worn and hinges cracked.

[2], IV, 523, [1 blank], CIII, [1] pp. *BMC NH*, p. 1212; *Essig, A history of entomology*, pp. 707–708; *Nissen, ZBI* 2641; *WorldCat* (5 copies); for McLachlan: T. James, “McLachlan, Robert” in: *ODNB (online ed)*. [More on our website](#)

## South German beekeeping manual


**19. PÖSEL, Franz Joseph.** Gründlich- und vollständiger Unterricht sowohl für die Wald- als Garten- Bienenzucht, in den Churpfalz- Bayerischen Ländern.

München, Johann Baptist Strobel, 1784. 8°. With an engraved frontispiece, engraved illustration on title-page and 4 folding engraved plates. Contemporary boards. € 1500

Rare first edition of a south German beekeeping manual, divided into two parts: the first parts gives general information on bees and the second part is a practical manual. The frontispiece shows a beekeeper looking at an neat arrangement of hives, the illustration on the title-page shows a bear emptying a beehive and the four plates illustrate the stages of bee development, types of beehives, beekeeping equipment and the recommended manner of transferring hives.

With an engraved bookplate and wax seal showing the arms of the noble Armansperg family from Bayern and the owner's inscription of Joseph Felix Ferdinand Graf von Armansperg (d. 1820). A good copy, with the usual foxing and an occasional faint dampstain. Binding a bit rubbed, but otherwise good.

[26], 288 pp. *Hagen II*, p. 48; *Horn & Schenkling 17359*; *VD18 14806797*; not in *Percheron*. [More on our website](#)



*Beautifully illustrated French edition of Seitz's butterfly encyclopaedia, in a close to complete state*



**20. SEITZ, Adalbert.** Les macrolépidoptères du globe. Révision systématique des macrolépidoptères connus jusqu'à ce jour publiée avec le concours des spécialistes les plus renommés.

Stuttgart, A. Kernen; Paris E. Le Moût, 1908–1945 (with the impressum “Paris, Cabinet Entomologique, E. Le Moût” pasted on most title-pages). 16 parts and 4 supplements. 2° (32 × 26 cm). With 1266 beautiful chromolithographed plates depicting numerous butterflies. Parts I–V, IX & XIII (7 parts in 9 volumes) are bound in contemporary marbled light brown calf. The other parts are unbound. € 10 000

First edition of the French translation of an extensive and beautifully illustrated butterfly encyclopaedia, edited by the German entomologist Adalbert Seitz (1860–1938) who specialised in Lepidoptera. The encyclopaedia can be divided into 4 parts: butterflies of the Arctic, American, Indo-Australian and African regions. Its objective was to illustrate every butterfly and macro-moth in the world. Seitz was director of the Zoological Garden and departmental chief of the Senckenberg museum, both in Frankfurt. It was his intention to finish the whole encyclopaedia by 1912, which proved to be quite unrealistic, and the publication was stopped and delayed due to both the World Wars. Eventually the publication of the encyclopaedia was abandoned in 1954, leaving the encyclopaedia unfinished behind.

In very good condition and nearly complete, lacking some text leaves and plates, with some pencil notations and a few leaves detached from bookblock.

*Nissen, ZBI, II 3799 Nb.* [🔗 More on our website](#)



*On the metamorphosis of insects,  
with 13 engraved plates*

**21. SWAMMERDAM, Jan.** *Historia insectorum generalis in qua verissimae mutationum, seu lentae in membra epigeneseos rationes, duce experientia, redduntur, recepta vulgo insectorum metamorphosis solide refutatur ... adjicitur dilucidatio.*

Leiden, Johannes van Abkoude, 1733. 4°. With 13 engraved plates (of which 8 folding), and 1 folding table. Early 19th-century red half morocco. € 1250

Re-issue of the rare Latin translation first published in Utrecht by Meinardus van Dreunen in 1684, of Swammerdam's famous work on the metamorphosis of insects. Since Aristotle, the theory on insects was based on three suppositions, insects lack internal anatomy, they originate by spontaneous generation and they develop by metamorphosis. The idea of metamorphosis was that a sudden and total change from one kind of creature into another, comparable to the alchemical transmutation of a base metal into gold. Swammerdam's thesis was fundamentally new and significant. He believed all three suppositions to be false and devoted a wide variety of investigations to refute these ideas.

Plates a bit browned. Good copy.

[20], 212, [18] pp. *MC NH*, p. 2055; *Hagen II*, p. 209; *Horn & Schenkling* 21795; *Nissen*, ZBI 4053; *STCN* (6 copies); for the author: *DSB XIII*, pp. 168–175. [More on our website](#)

*First edition of an important entymological work,  
with 53 engraved plates*

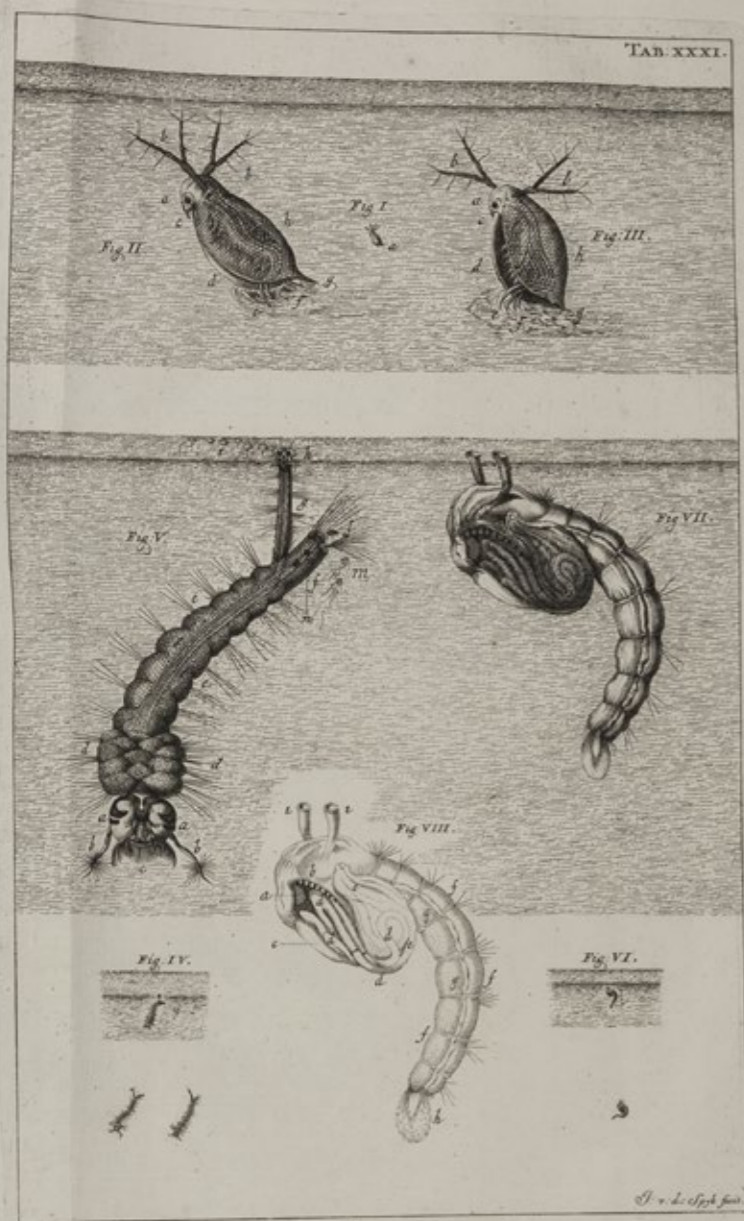
**22. SWAMMERDAM, Jan.** *Biblia naturae; sive historia insectorum, in classes certas redacta, nec non exemplis, et anatomico variorum animalculorum examine, aeneisque tabulis illustrata. Insertis numerosis rariorum naturae observationibus. Omnia in lingua Batava.. Acc. praefatio, in qua vitam auctoris descripsit H. Boerhaave. Latinam versionem adscripsit H.D. Gaubius.* | *Bybel der natuure ... of historie der insecten, tot zekere soorten gebracht: door voorbeelden, ontleedkundige onderzoekingen van veelerhande kleine gediertens, als ook door kunstige kopere platen opgeheldert. ...*

Leiden, Isaac Severinus, Boudewijn Jansz. van der Aa and Pieter Jansz. van der Aa, 1737–1738. 3 volumes. 2°. With 4 title-pages printed in red and black, each with one of two different engraved vignettes, and with 53 folding engraved plates. Contemporary blind-tooled vellum. € 7500

First edition of Swammerdam's remarkably detailed and accurate description of insect anatomy, with 53 extraordinary plates showing mostly insects (but also molluscs, crustaceans, frogs, an octopus, a squid and a fern), with greatly enlarged anatomical drawings, the whole edited after the author's death by the great scientist Herman Boerhaave, and with a biographical note on the author. "The foundation of our modern knowledge of the structure, metamorphosis and classification of insects" (Cole). Swammerdam's skill in dissecting these minute and fragile creatures and drawing their anatomy in great detail is astonishing, and "formed a good portion of the study of all invertebrate anatomy before Cuvier." (DSB). He avidly devoted much of his life to the study of insects, greatly admired them, and insisted against the fashion of his day that they were just as highly developed as other animals. By demonstrating the gradual nature of insect metamorphosis, showing the complexity of their inner anatomy, and debunking spontaneous generation he revolutionized the understanding of insects.

Only slightly browned around the margins, with some occasional small spots, overall in very good condition. Bindings slightly stained, corners bumped, but otherwise in good condition.

[62], 910 [=912]; 124, [36] pp. *Brunet V, 599; Dibner 191; Graesse VI, 532; Hagen, p. 209; Nissen, ZBI 4055; Wheeler Gift 291; cf. Wood 1758 (English edition).* [More on our website](#)







*Australian butterflies,  
including many species described for the first time*

**23. WATERHOUSE, Gustav Athol and George LYELL.** The butterflies of Australia. A monograph of the Australian Rhopalocera. Introducing a complete scheme of structural classification, ...

Sydney, Angus & Robertson (back of title-page: W.C. Penfold & Co.; published in London by the Oxford University Press), 1914. 4°. With 43 plates (including 4 in colour) with numerous illustrations, a double-page map of Australia, and many wood-engraved illustrations in text. Original publisher's red cloth. € 250

First edition of an extensive work on Australian butterflies by the Australian entomologist Gustav Athol Waterhouse (1877–1950) and the Australian naturalist George Lyell (1866–1951). The work included many new species, described here for the first time. The butterflies are arranged according to their classification, and each entry gives the butterfly's appearance (male and female) and locality. Many of the butterflies are depicted on the plates. The text closes with a section on catching, preserving and collecting butterflies, followed by an index.

With a library stamp and note on half-title and title-page, with deaccession stamps. Binding rubbed along the extremities. Otherwise in very good condition.

vi, 239, [22], [1 blank] pp. *Not in Nissen, ZBI.* [More on our website](#)

## Butterflies and the axolotl as proof for Darwinism

**24. WEISMANN, August.** Studien zur Descendenz-Theorie. I. Ueber den Saison-Dimorphismus der Schmetterlinge.

Leipzig, Wilhelm Engelmann, 1875. With 2 chromolithograph plates.

*With:* **(2) WEISMANN, August.** Studien zur Descendenz-Theorie. II. Ueber die letzten Ursachen der Transmutationen.


Leipzig, Wilhelm Engelmann, 1876. With 5 chromolithograph plates. 2 volumes bound as 1. 8°. Modern cloth, gold-tooled spine. € 475

First edition of several studies on evolution, treating butterflies and caterpillars and the axolotl, by “the greatest evolutionist after Darwin in the nineteenth century” (Mayr). In this study, “Weismann treated the seasonal dimorphism of butterflies and questions of evolution and heredity. Although he remained one of the foremost defenders of the Darwinian theory of evolution through natural selection, Weismann—a strict selectionist, more so indeed than Darwin—proceeded to construct his own theory of heredity rather than accept Darwin’s hypothesis of pangenesis” (DSB).

August Weismann (1834–1914) was a German evolutionary biologist, famous for his contributions to the studies of evolution and of genetics. “Weismann is known as the greatest evolutionist after Darwin in the nineteenth century, simply because no one else made as many and as important contributions to evolutionary thought” (Mayr).

With the bookplate of F.C.J. Fischer on the flyleaf. Title-pages and plates lightly foxed; a very good copy.

94, [1], [1 blank]; xxii, [1], [1 blank], 336. DSB XIV, pp. 232–239. Mayr, “Weismann and evolution,” in: *Journal of the history of biology* XVIII, 3 (1985), pp. 295–329. [More on our website](#)





## *Butterflies of Ceylon, with 56 plates*

**25. WOODHOUSE, Lionel George Ollyett.** The butterfly fauna of Ceylon. Second complete edition.

Colombo, The Colombo Apothecaries' Co., Ltd, 1949. 2°. With a lithographed map of Ceylon, 55 halftone plates (36 coloured, including frontispiece) and some illustrations and tables in text. Original publisher's blue cloth. € 450

Enlarged second edition of a work on the butterflies of Ceylon (Sri Lanka) by Lionel George Ollyett Woodhouse, former Surveyor-General of Ceylon. "The complete [second] edition includes all the information contained in the first edition (1942), as well as the hitherto unknown stages of forty-one species of Ceylon butterflies; there remain 42 out of the 242 known species, of which nothing has been recorded of their early stages, ..." (preface). Included are a glossary, an extensive introduction on the history and study of butterflies, descriptions of various butterfly families and species, and an extensive bibliography. The plates depict the upper and lower surface of the butterfly's wings and some illustrations of caterpillars and their transformation.

In very good condition.

xxxii, 231, [1 blank] pp. *Nissen, ZBI 4461*. [More on our website](#)

*More books, manuscripts and prints related to insects & spiders available at our websites:*

[www.forumrarebooks.com/category/natural\\_history/insects\\_spiders.html](http://www.forumrarebooks.com/category/natural_history/insects_spiders.html)

[www.asherbooks.com/category/natural\\_history/insects\\_spiders.html](http://www.asherbooks.com/category/natural_history/insects_spiders.html)

Natural History / Insects & Spiders

- Natural History
- Birds / Ornithology
- Botany (General)
- Drawings, Prints & Watercolours
- Fishes / Ichthyology
- Fossils / Palaeontology
- Herbals & Medical Plants
- Horticulture & Trees
- Insects & Spiders

*Important work on landscape gardening*

**BECKER, Wilhelm Gottlieb (editor).**  
 Der plausische Grund bei Dresden, mit Hinsicht auf Naturgeschichte und schöne Gartenkunst. Nuremberg, Frauenholzischen Kunsthandlung, 1799. 2 parts in 1 volume. Folio. With an engraved folding plan, and 24 engraved plates, including 8 hand-coloured. Early 19th-century green half morocco. [Full description](#)

€ 3.50€

[i](#) Inquire [🛒](#) Order

Natural History / Insects & Spiders


- Natural History
- Birds / Ornithology
- Botany (General)
- Drawings, Prints & Watercolours
- Fishes / Ichthyology
- Floras & Flowering Plants
- Fossils / Palaeontology
- Herbals & Medical Plants
- Horticulture & Trees

*Important work on landscape gardening*

**BECKER, Wilhelm Gottlieb (editor).**  
 Der plausische Grund bei Dresden, mit Hinsicht auf Naturgeschichte und schöne Gartenkunst. Nuremberg, Frauenholzischen Kunsthandlung, 1799. 2 parts in 1 volume. Folio. With an engraved folding plan, and 24 engraved plates, including 8 hand-coloured. Early 19th-century green half morocco. [Full description](#)

€ 3.50€

[i](#) Inquire [🛒](#) Order




Fortification & siegcraft V


*Previously published  
and available for download  
on our websites*

[www.forumrarebooks.com](http://www.forumrarebooks.com)


[www.asherbooks.com](http://www.asherbooks.com)




Agriculture




Mammals



Insects & spiders



Herbals & medical plants



Southeast Asia